



**CORAL TRIANGLE
INITIATIVE**
ON CORAL REEFS, FISHERIES
AND FOOD SECURITY



Regional Plan of Action (RPOA) 2.0

Coral Triangle Initiative on
Coral Reefs, Fisheries
and Food Security

2021 - 2030





The background is a solid teal color with a pattern of thin, white, wavy lines that resemble stylized waves or ripples. The lines are scattered across the entire page, creating a textured, organic feel.

REGIONAL PLAN OF ACTION 2.0



**CORAL TRIANGLE
INITIATIVE**
ON CORAL REEFS, FISHERIES
AND FOOD SECURITY



REGIONAL PLAN OF ACTION (RPOA) 2.0

**CORAL TRIANGLE INITIATIVE ON CORAL REEFS,
FISHERIES AND FOOD SECURITY**

2021-2030

**Published by:
CORAL TRIANGLE INITIATIVE ON CORAL REEFS, FISHERIES AND FOOD SECURITY
REGIONAL SECRETARIAT**

**JL. A.A. MARAMIS KAYUWATU, KAIRAGI II
MANADO, NORTH SULAWESI 95254
INDONESIA**

Regional Plan of Action (RPOA) 2.0
Coral Triangle Initiative on Coral Reefs, Fisheries and Food Security 2021-2030

ISBN: 978-602-73937-8-3



© 2022 CTI-CFF Regional Secretariat
This publication can be viewed on www.coraltriangleinitiative.org

Contributors:

- * National Coordinating Committees of Coral Triangle Member Countries (in alphabetical order: Indonesia, Malaysia, Papua New Guinea, Philippines, Solomon Islands, Timor-Leste)
- * Monitoring and Evaluation Working Group Focal Points
- * All Staff in Regional Secretariat headed by Dr. Mohd. Kushairi Mohd. Rajuddin

Layout:

Dewi Satriani, Solomon Sundah

Photo Collection: © CTI-CFF Regional Secretariat
© Dr. Mohd. Kushairi Mohd. Rajuddin

 **Printed on Recycled Paper**

Comments and enquiries on this document should be addressed to:

CTI-CFF Regional Secretariat

Jl. A.A. Maramis Kayuwatu, Kairagi II

Manado, North Sulawesi 95254

Indonesia

T: +62 431 7241927, +62 431 7242026

E: regional.secretariat@cticff.org



CORAL TRIANGLE
INITIATIVE
ON CORAL REEFS, FISHERIES
AND FOOD SECURITY



CONTENTS

ACRONYMS	9
FOREWORD BY EXECUTIVE DIRECTOR	11
EXECUTIVE SUMMARY	13
1.0 INTRODUCTION AND CONTEXT	17
2.0 GUIDING PRINCIPLES.....	27
3.0 CORE STRATEGIES	31
4.0 COMMITMENTS TO ACTIONS	33
4.1 RENEWED COMMITMENTS	34
4.2 LOGIC AND PREMISE	35
5.0 GOALS, OBJECTIVES, TARGETS, REGIONAL ACTIVITIES, OUTCOMES, OUTPUTS AND INDICATORS	37
5.1 GOALS	37
5.2 OBJECTIVES	37
6.0 RESOURCE NEEDS	81
7.0 GOVERNANCE AND OPERATIONAL CONSIDERATIONS	83
ANNEXES	
ANNEX 1 IMPLEMENTATION STRATEGY	87
ANNEX 2 COMMUNICATION STRATEGY	103
ANNEX 3 FINANCIAL STRATEGY	133
ANNEX 4 MAPS OF CORAL TRIANGLE	149



ACRONYMS

ASEAN	Association of Southeast Asian Nations
BSS	Bismarck Solomon Seascapes
COVID-19	2019 Novel Coronavirus Disease
CTC	Coral Triangle Center
CT Atlas	Coral Triangle Atlas
CTI	Coral Triangle Initiative
CTI-CFF	Coral Triangle Initiative on Coral Reefs, Fisheries and Food Security
CTI COM	Council of Ministers
CTI CSO	Committee of Senior Officials
CT MPA	Coral Triangle Marine Protected Area
CTMPAS	Coral Triangle Marine Protected Area System
CT6	Coral Triangle Countries (Indonesia, Malaysia, Papua New Guinea, Philippines, Solomon Islands and Timor-Leste)
EAFM	Ecosystems Approach to Fisheries Management
EBA	Ecosystem-Based Adaptation
ED	Executive Director
GESI	Gender Equality and Social Inclusivity
FRWG	Financial Resources Working Group
ICM	Integrated Coastal Management
IUCN	International Union for Conservation of Nature
IUU	Illegal, Unreported and Unregulated (fishing)
LGN	Local Government Network
LMMA	Locally Managed Marine Area
LSS	Lesser Sunda Seascapes
M&E	Monitoring and Evaluation
MEWG	Monitoring and Evaluation Working Group
MFA	Ministry of Foreign Affairs
MMAF	Ministry of Marine Affairs and Fisheries
MPA	Marine Protected Area
NCC	National Coordinating Committee
PWD	Person With Disability
RCTF	Regional Conservation Trust Fund
RPOA	Regional Plan of Action
RS	Regional Secretariat
SAG	Scientific Advisory Group
SDG	Sustainable Development Goal
SMART	Specific, Measurable, Achievable, Relevant, Timebound
SOM	Senior Officials Meeting
SSS	Sulu Sulawesi Seascapes
TSWG	Threatened Species Working Group
TWG	Technical Working Group
UN	United Nations
USAID	US Agency for International Development
WCS	Wildlife Conservation Society
WLF	Women Leaders Forum
WWF	World Wide Fund for Nature

The background is a solid green color with a pattern of thin, white, wavy lines that resemble stylized waves or ripples, creating a textured effect.

**FOREWORD
BY EXECUTIVE DIRECTOR**

FOREWORD BY EXECUTIVE DIRECTOR

It gives me great pleasure to present the Regional Plan of Action 2.0 (RPOA 2.0) of the Coral Triangle Initiative on Coral Reefs, Fisheries, and Food Security (CTI-CFF).

The RPOA 2.0 provides CTI-CFF's Strategic Directions, Goals and Objectives for the next ten years 2021-2030 and outlines CTI-CFF's key regional priorities and activities to meet the needs of the Coral Triangle Member Countries.

The RPOA 2.0 also recognizes the crucial role of CTI-CFF to ensure the sustainable management of the Coral Triangle marine and coastal areas towards safeguarding and protecting the coral reef ecosystem including managing its fishery resources to ensure food security and well-being of the coastal communities of the coral triangle region.

This regional plan reflects the responsibilities, priorities and mandates as set out in the establishment of the CTI-CFF organization.

This RPOA2.0 was developed through deliberation and consultation involving all the National Coordination Committees of the member countries including the working groups, also the stakeholders, partners, collaborators, as well as other relevant organizations and institutions through an extensive process of meetings, workshops and writeshops. The final document of this RPOA2.0 was finally adopted by the committee of the Senior Officers and endorsed at the 8th Ministers Meeting of the CTI-CFF in November 2022.

CTI-CFF, with its highly committed National Coordinating Committee (NCCs) through which the National Plan of Action is activated in line with the RPOA20, and together with the working groups as well as the unwavering and continuous support from partners and collaborators such as in providing training and provisions of technical expertise and together with the creation of financial assistance such the trust fund, I am confident that the goals and objectives as set out in the RPOA 2.0 will be achieved.

I am also confident that CTI-CFF organization will rise up to meet the challenges and opportunities ahead, and will contribute significantly in line with the appropriate SDGs as guided through the UN Conventions.

Sincerely,

Dr Mohd Kushairi Mohd Rajuddin

Executive Director

The Regional Secretariat of Coral Triangle Initiative on Coral Reefs, Fisheries and Food Security

The background is a solid teal color with a pattern of white, wavy, curved lines that resemble stylized waves or abstract brushstrokes. The lines are scattered across the page, creating a dynamic and textured effect.

EXECUTIVE SUMMARY

EXECUTIVE SUMMARY

In RPOA2.0, CTI-CFF recognizes the common threats to the health of coastal and marine ecosystems and to the marine life coming from pollutions, destructive practices in fishery, anthropogenic activities and other present and pressing challenges. CTI-CFF Member Parties have unanimously pledged to continue to commit to the goals and objectives of the CTI-CFF through the implementation of the RPOA 2021-2030.

This RPOA 2.0 has 2 goals, 3 objectives, 7 targets, 17 regional activities, 33 expected outcomes as well as 90 expected outputs which all its member countries actively contributed to.

With the outlined objectives, targets and through its activities as set in the RPOA2.0, CTI-CFF will pursue to achieve the two goals as set in the RPOA2.0. The 1st goal is, by 2025, coastal communities and the coastal and marine ecosystems are enabled to cope with the impacts of climate change, natural and anthropogenic threats, in the Coral Triangle region. And the 2nd goal, by 2030, coastal communities and the coastal and marine ecosystems in the CT region are more resilient/able to adapt to impacts of climate change, natural and anthropogenic threats, by improving food security, sustainable fisheries and coastal livelihoods.

In this RPOA2.0 various issues are looked into and strategies as well as management aspects in tackling these issues have been incorporated. The health of coastal and marine ecosystems, priority threatened species and fisheries in the Coral Triangle region are to be improved through effective management actions. In terms of communities, the risk resilience and socioeconomic conditions, in particular on food security and coastal livelihoods in the Coral Triangle region are taken into its action plan In ensuring that these issues as targeted are well tackled. The governance, leadership and partnerships are also to be enhanced.

One of the visions of CTI-CFF is to ensure that Marine Protected Areas (MPAs) in the Coral Triangle region are established and effectively managed. In the way forward, RPOA 2.0 is prioritizing in support and/or strengthening the regional and national conservation and management actions of the coastal and marine ecosystems (coral reefs, mangroves, and seagrass beds), including the establishment of innovative sustainable financing strategies to looked into the needs of the region including Priority Seascaping and MPAs. Strategic partnerships in these aspects are to be sought into.

As an important Ecological Approach for Fisheries Management (EAFM) measures towards ensuring sustainable livelihood and food security, RPOA 2.0 recognizes the Sustainable Coastal Fisheries and Poverty Reduction Initiative (COASTFISH) as an important Ecological Approach for Fisheries Management (EAFM).

To reach out on the resilient and to adapt to climate change related risk of the coastal communities in CT region, the Climate Change Adaption (CCA) strategy including the threatened species (TS) matters are to be looked into details and to be continually tackled.

In the strive to achieve the many objectives, RPOA 2.0 underlines the need to empower women and minority groups, and in mainstreaming of Gender Equality and Social Inclusion (GESI) policy into coastal livelihoods and sustainable fisheries approaches. The youth interest will also be escalated.

Monitoring and Evaluation operation using M&E Plan Framework, M&E Data Collection, and Information Sharing Mechanism to track the progress of the implementation of RPOA 2.0. are taken into account. These tools meant to become a knowledge management platform to share technologies, information, techniques, methodologies and approaches that need to be developed and utilized together by the Regional Secretariat and the CT6 to enable regional exchange, shared lessons and best practices.

Current and future challenges have been looked into and taken into account in developing the RPOA2.0; from climate change - such as warming seawater, ocean acidification, sea level rise; pollution - such as chemicals, sewage and fertilizers runoffs, garbage, plastics and biofouling; unsustainable fishing - such as overfishing and IUU as well as marine industrial activities.

CTI-CFF Member Parties have unanimously pledged to continue to commit to the goals and objectives of the CTI-CFF through the implementation of the RPOA 2021-2030. Bridging stakeholders and private sectors, taking care of marine biodiversity, and attaining the blue economy development, will also be addressed over the next decade. The accompanying Financial Strategy, Implementation and Communication strategies will ensure that these commitments will help in realizing the success of RPOA 2.0.





INTRODUCTION AND CONTEXT



1.0 INTRODUCTION AND CONTEXT

The Coral Triangle Initiative on Coral Reefs, Fisheries and Food Security (CTI-CFF) is a multilateral partnership of six countries (CT6), composed of Indonesia, Malaysia, Philippines, Papua New Guinea, Solomon Islands, and Timor-Leste, working together to sustain the most extraordinary marine and coastal resources in the Coral Triangle by addressing crucial threats adversely impacting the climate, marine biodiversity, and food security.

The CTI-CFF was created to enable collaboration that would ensure the sustainable flow of benefits from marine and coastal resources for the current and future generations. It seeks to address key economic, social and ecological drivers at all scales and institutional levels.

The CTI-CFF aims to facilitate regional collaboration around sustainable development policies and practices related to sustainable use of marine resources by combining solid conservation actions with good governance while also recognizing the distinct political, economic, environmental and social challenges of each individual CT6 country.

The Coral Triangle (CT) region sits at a crossroad of rapidly expanding populations, economic activity and international trade. CT6 countries balance the domestic needs of today with investments required to sustain future economic growth within a dynamic regional geopolitical context. Such investments will involve continuous use of marine resources.

In 2009, the CT6 governments developed an ambitious and visionary 10-year Regional Plan of Action (hereinafter referred as RPOA 1.0). It captured the joint priorities and commitments of each government and reflects extensive inputs from many partners. RPOA 1.0 was intended to serve as a rallying point for collective and parallel action at regional, national, and sub-national levels. Over the past years, this has taken many forms. At the regional level, multilateral action is undertaken by the CT6 governments, along with coordinated action by CT6 partners operating at the regional scale (e.g. funding agencies, international Non-Governmental Organizations [NGOs], and private sector companies). At the national level, broad stakeholder alliances collaborate around a shared national agenda in each country. And at the sub-national level, local governments and local stakeholders carry out collaborative efforts to generate needed impacts on-the-ground. A set of coordination mechanisms help catalyze collective actions, connect key actors, and maintain momentum.

Please refer to Box 1 below on Milestones of the RPOA 1.0 Reports and the value-added to CTI.

Box 1: Milestones of the RPOA 1.0 Reports and the value-added of CTI

Milestones of the RPOA 1.0 Reports and the value-added of CTI.

*State of Coral Triangle Report once every 10 years.

The CTI-CFF Regional Secretariat Established in 2015 to coordinate and facilitate the implementation of RPOA.

The Agreement on the Establishment of the Regional Secretariat of the CTI-CFF was registered with the Secretary General of United Nations in accordance article 102 of the charter of the United Nations in November 2017.

The CTI-CFF RPOA successfully reviewed in 2018 and RPOA 2.0 drafting started in 2019.

Migration and re-design of Coral Triangle Atlas from WorldFish to CTI-CFF Regional Secretariat back in 2019.

The CTI-CFF Technical and Governance Working Groups and Cross-Cutting Initiatives implemented most of the activities identified in their approved work plans. Some of the significant outcomes from the activities of the Working Groups were:

(1) Seascope

- Seascapes continue to be a successful mechanism of large-scale geographies prioritized for investments and actions, where best practices are demonstrated and expanded.
- Endorsement of Priority Seascapes which now stood a total three Priority Seascapes (Sulu Sulawesi Seascape, Bismarck Solomon Seas Ecoregion and Lesser Sunda).
- The Term of References (TORs) for Sulu Sulawesi Sub-Working Group, Bismarck Solomon Seas Ecoregion and Lesser Sunda are now completed.
- The Establishment of the Sub-Regional Mechanism for Sulu-Sulawesi Seascape have been finalized.
- The proposed Seascope Approach to Securing Coral Reef Fishery and Biodiversity Resources in the Sulu-Sulawesi Seascape project has been accepted by CT6 countries for GEF submission.
- Solutions for Marine and Coastal Resilience (SOMACORE) proposed project by GIZ has been endorsed at SOM 2019.
- Current Priority seascapes includes the Sulu Sulawesi Marine Ecoregion (SSME) and the Bismarck Solomon Seas Ecoregion (BSSE), and the recently adopted Lesser Sunda.
- Seascope General Model and Framework finalized.

(2) EAFM

- The Sustainable Coastal Fisheries and Poverty Reduction Initiative (COASTFISH) is recognized as an important EAFM approach towards ensuring sustainable livelihood and Food security, thus, was recommended as one of the major foci of the RPOA 2.0.
- Draft Regional e-CDT roadmap and technical guideline tailored for CTI-CFF.
- Strengthening Organizational and Administration Capacity for improved Fisheries Management (SOACAP) Project in 2017 – 2019 with budget of USD328,000 and has been completed.
- The proposed Seascope Approach to Securing Coral Reef Fishery and Biodiversity Resources in the Sulu-Sulawesi Seascape project has been accepted by CT6 countries for GEF submission.
- WWF EU Ocean Governance supported CT6 on Coral Reefs rehabilitation and for the learning exchange between Atlantic and Asia Pacific.

- Sustainable Fisheries in Asia (SUFIA) is supported by USAID RDMA for SEAFDEC and CTI-CFF for 2 years (starting from 2020).
- Completed Terms of Reference of the EAFM Framework and its M&E indicators.
- EAFM trainings at regional and local levels; countries adopted training modules; countries strengthen fisheries policies and legislations.

(3) **MPA**

- Strengthening Coral Triangle Marine Protected Area System (CTMPAS) via improved, evidence-based effective management of protected areas
- 1st and 2nd rounds for categories 3 and 4 of the CTMPAS were completed and endorsed at SOM- 2014 and 2015 and verified in 2021. Other Effective Area-Based Conservation Measures (OECM) is being considered by CTI Member countries to fulfil their Convention of Biological Diversity (CBD) Aichi Target 11 obligations.
- The numbers and coverage of Marine Protected Areas in CTI Member Countries, as recorded in CT Atlas, have increased.
- Regional Cooperation with Corredor Marino de Conservacion del Pacifico Este Tropical (CMAR) since 2016.
- CT Atlas migration to RS and online training for NCC and correction of MPA database.
- Sustainable Marine Tourism Task Force was established.
- Completed MPA System Framework
- Completed M&E indicators
- Generated MPA map via CT Atlas
- CTMPAS nomination and selection process implemented

(4) **CCA**

- Regional Early Action Plan (REAP) and Local Early Action Plan (LEAP)
- Agreement to finalize the CCA Executive Course.
- The draft web page Virtual Centers of Excellence (COE).
- Finalized CCA Joint Communique.

(5) **Threatened Species**

- The Pool of Experts for Threatened Species Working Group.
- Finalisation of M&E Indicators for Threatened Species.
- Distribution Map of Certain Threatened Species.
- The draft webpage of CTI list of Experts and TS Pool of Experts
- Identified the need for development of Region-wide Conservation Plans for sea turtles, sharks & rays, marine mammals respectively; and
- Identified the need for the development of a Region-wide Assessment on Threatened Species in the CT region

Governance Working Group:

(6) **Monitoring and Evaluation**

- Monitoring and Evaluation Operation Systems Manual in 2014.
- Monitoring and Evaluation Webinar Training in 2020.
- CT Atlas training for NCCs in 2020.
- Updated M&E Data Collection and Information Sharing Mechanism and approved during SOM 16.
- M&E Plan Framework template finalized.
- Finalized RPOA 2.0.

(7) **Finance Resources**

- Strengthening and establishing collaboration with Strategic Partners by re-activating

- Strategic Partners – CTI-CFF Regional Secretariat physical and virtual meeting.
- The Project Preparation Facility (PPF) was adopted at 11th SOM in Manado 2015.
- The new revised PPF was adopted in April 2020 by FRWG and socialized to the partners.
- The trust fund development started in 2020 with the webinar training on Conservation Finance in the Coral Triangle, co-organized by WCS KfW EU, CFA and the CTI-CFF and further Consultation with partners and CT6 member countries.

Cross-Cutting Initiatives:

(8) **Women Leaders Forum**

- Intergenerational Mentoring Program.
- CTI-CFF WLF Competency Model module to elevate women leadership in Marine and Coastal Management.
- Gender Equality and Social Inclusion (GESI) Stocktake in 2019.
- GESI Policy Consultancy in 2020.
- WLF Roadmap 2020 – 2025.
- GESI policy document developed and approved during the SOM 16.

(9) **Maritime Local Government Network**

- Registered as a Legal Entity Organisation that can also collect membership fee.
- Applied to CTI-CFF as CTI Partner in 2019.
- Maritime LGN Roadmap 2020 – 2025.

(10) **Sustainable Business Forum**

- The first Regional Business Forum was in Bali in 2015.

Value-added of CTI

CTI-CFF success in implementing previous 10-year RPOA proves that this Initiative is important in improving the management of coral reef, fisheries and food security in the region. With more ambitious goals for the next 10-year, CTI CFF looks forward to ensure coastal communities and coastal and marine ecosystems in the CT region are more resilient/able to adapt to impacts of climate change, natural and anthropogenic threats, by improving food security, sustainable fisheries and coastal livelihoods.

One of the visions of CTI-CFF is to ensure that Marine Protected Areas (MPAs) in the Coral Triangle region are established and effectively managed. Throughout the year CTI-CFF successfully help CT-MPAs reach category 3 (Priority Development Sites) and 4 (Flagship sites) with 13 CT-MPAs in the first round of verification in 2014 and 18 Category 3 and 4 CT-MPAs in the second round of verification in 2015.

Purpose and Scope

As the commitments in the RPOA 1.0 are implemented, the CT6 and partners anticipate achieving tangible and measurable improvements in the health of the CT marine and coastal ecosystems, in the status of the CT fisheries, and in the food security and well-being of the communities which depend on them. To further support such improvements, the RPOA 2.0 is promulgated with the purpose and scope as stated in Box 2 below.

Box 2: The Purpose and Scope

The purpose of the RPOA 2.0 is to focus and align regional collaboration in support of outcomes that will be considered beneficiary by the CT6 Countries in the next ten years for 2021 to 2030, with review in 2025 and is focused to allow for relevant, feasible, and measurable impacts.

The scope of the RPOA 2.0 from 2021–2030 consists of:

Timeframe

- The next five years from 2021 to 2025 will focus on achieving the 1st goal “By 2025, coastal communities and coastal and marine ecosystems are enabled to cope with the impacts of climate change, natural and anthropogenic threats, in the Coral Triangle region, due to measurable increased regional collaboration between the CT6 and our partners, for the implementation of the RPOA 2.0 facilitated through a strong and effective CTI-CFF”
After five years in 2025, a mid-term review will be done to identify the changes to the RPOA 2.0.
- From 2026 to 2030, the 2nd goal to be achieved is “By 2030, coastal communities and coastal and marine ecosystems in the CT region are more resilient/able to adapt to impacts of climate change, natural and anthropogenic threats, by improving food security, sustainable fisheries and coastal livelihoods”

Geography, Jurisdiction/Delimitation

- The geographic scope of implementation of the CTI is within the EEZ of Member Countries.
- The CTI RPOA 2.0 may be implemented within waters under national jurisdiction of each of the Coral Triangle governments, in accordance with their rights and obligations pursuant to international laws and the prevailing laws, rules and regulations of each country.
- The Application is without prejudice to the sovereign rights of the parties over marine resources within national jurisdiction, or the position of the parties on delimitation of

To underpin the CTI collaboration, agreement to move beyond incremental actions remains, and transformational actions are needed, over the long-term to ensure the sustainable flow of benefits from marine and coastal resources for the present and future generations. In concrete terms, this will require the CT6 governments to continue addressing the key drivers – economic, social, and ecological – that influence the management and conservation of marine and coastal resources at all scales and institutional levels.

Context to the RPOA 2.0

The CTI-CFF Member Countries are among the most biodiverse coral-reef rich countries in the world. Indonesia, Philippines, and Papua New Guinea rank first, third, and fifth, respectively, among the top five coral reef countries on earth (CTI-CFF Regional Secretariat, 2016; Green et al., 2011; White et al., 2014). However, without exception, the vast majority of coral reef ecosystems among Member Countries are considered under threat from activities, including overfishing, destructive

fishing, marine pollution, habitat degradation and erosion, climate change (e.g., sea-level rise, rising temperature, ocean acidification), marine plastic pollution and coastal development (Burke, 2012; Cinner et al., n.d.; Heery et al., 2018; McLeod et al., 2010).

The main threats to marine and coastal ecosystems of the CT region and the livelihoods and food-security for CT communities have not changed since the launch of the CTI-CFF.

One outcome of the various consultations conducted in support of the RPOA 2.0 is the notion that enactment and enforcement of legislation and regulations for management of anthropogenic threats must be improved and accelerated. The consultations revealed that efforts to support a more rapid and wide-spread ability to cope with impacts of climate change is deemed more urgent now than when the CTI-CFF was formed.

The CT region is an economic hub characterized by strong socio-economic forces that underlie several environmental threats including changing demographics, consumer preferences, rising prices of seafood, political uncertainties, natural disasters, and global policy dynamics (Burke, 2012; Heery et al., 2018). Yet these forces are juxtaposed by the reliance on fisheries for food security and employment as 8% of the CT6 population depends on fisheries and aquaculture for direct livelihood (Food and Agriculture Organization, 2020). However, consumer preferences and other market drivers affect products and services supplied by ecosystems and the CT6 countries are facing growing pressure from international markets to sustainably and responsibly sourced fisheries (Falktoft & Lambert, 2004; Ministry of Marine Affairs and Fisheries, 2011). These market drivers are impacted by rapid expansion of urban areas, infrastructure development in coastal areas, and continued growth of tourism, coal mining, agriculture, aquaculture, shipping, and the oil and gas sectors (Heery et al., 2018). Within the CT6 countries, the emerging middle class are more environmentally and socially aware which incentivizes the stakeholders to apply best practices (PT Hatfield Indonesia, 2018).

The CT region is home to the most bio-diverse marine environments globally. The coral reefs that extend throughout the region create a biophysical connectivity between the CT6 marine areas further supporting the needs for the CTI-CFF institution. Concerted efforts are needed to address the numerous threats and issues that are common to the majority of the CT region. The vast majority of coral reef ecosystems in the CT region area considered to be under threat by illegal activities including overfishing, destructive fishing, marine pollution, deforestation and erosion, and coastal development. Fisheries face increasing pressure due to increasing global population and food demands. Fisheries sustainability is affected by several drivers e.g., weak governance, socio-economic conditions, and ecosystem change.

A common threat to the health of coastal and marine ecosystems and to marine wildlife throughout the CT region is marine pollution; particularly plastics. Regionally, there is a lack of programs and policies to alleviate these problems. Another issue in the CT region is the high vulnerability of coastal communities and the coastal and marine ecosystems to impacts from climate change (e.g., sea level rise, coral reef degradation following bleaching and impacts on fish stocks from ocean acidification) and extreme weather events.

Societal pressures on the marine environment are evident by the sheer fact that one third of CT6 countries' populations live within 10 km of their respective coastlines. As a result of the proximity of the population with the coastal ecosystems, fisheries and marine resources – particularly iconic species such as whales, turtles, and sharks - are highly linked to social and cultural values (Christensen & Tull, 2014; Robert H., 2005; Tomoko & Kotaro, 2013). As fish account for the majority of dietary protein in most CT6 countries, small-scale local fisheries are important in the social context (Halim et al., 2019; Yamazaki et al., 2018). Food security issues related to declining fish stocks are partially alleviated by a shift from agricultural jobs to manufacturing and the service sector jobs in the younger generations. However, this shift to different sectors is resulting in a population growth and

emergence of a larger middle class which can be expected to increase human demand for marine resources (e.g. marine-based “luxuries such as seafood, and tourism) and thereby increase social and environmental pressures on this sector. (Berkes et al., 2006). In addition to causing uncertainty for families and coastal communities, more recently, there is evidence of actual conflicts between different fishing fleet, and between communities and visiting fishers over access to the resources (Bailey et al., 2008; Muawanah et al., 2012; Pomeroy et al., 2007). In the region, the growing focus on food security and maritime security also elevates the need to consider impacts on community well-being.

Threats

Following the above, the main threats to the marine and coastal ecosystems of the CT region and the dependency of livelihoods and food-security for CT communities have not changed much since the launch of the CTI-CFF¹ but now include impacts related to the growing threats of marine debris. To counter and reduce most of these threats, importantly, over the past 10 years since the CTI-CFF launch, each of the CT6 governments has passed more legislation related to conservation in the CT region. One outcome of the various consultations conducted in support of the RPOA 2.0 is the notion that enactment and enforcement of legislation and regulations for management of human related threats must be improved and accelerated, including addressing the issue of marine debris. Also, following from the RPOA 1.0, consultations confirmed that an increased focus on empowering women and youth through specific actions in the RPOA 2.0 is deemed strategic to better link regional action with local stewardship. While a focus on significantly reducing the level of threats through the RPOA 2.0 will be extremely valuable on its own, importantly, it will support a more rapid and wide-spread ability of the coastal and marine ecosystems to cope with impacts of climate change. An additional focus on actively supporting coastal communities to cope with and adapt to the various impacts of climate change is deemed more urgent than 10 years ago.

There is a direct linkage and correlation between the RPOA 2.0 actions and the SDGs. This can be mapped through the following table:

Table 1. RPOA 2.0 actions that complement the United Nation Sustainable Development Goals (UN-SDGs).

SDGs	Agreed RPOA 2.0
SDG 1 & SDG 2	<ul style="list-style-type: none"> • Implementation of the COASTFISH regional framework for sustainable coastal fisheries and poverty reduction initiatives in achieving food security and improving coastal livelihoods. • Strengthen sustainable marine tourism and other related or allied livelihood enterprises in the Coral Triangle Region to improve the well-being of coastal communities.
SDG 5	Implementation of Gender Equality and Social Inclusion (GESI) Policy.
SDG 13	<ul style="list-style-type: none"> • Improve capacity in generating and reporting information on Climate Change risks • Development of policy and science-based research studies that cuts across all the objectives A to C for decision-making on key regional/global issues that will have significant impacts on the CT Region’s marine and coastal communities.

¹ Climate Change, Coastal development (related to e.g. Tourism, Infrastructure, Urbanization, Aquaculture, Mining and oil and gas exploitation), Overfishing, Destructive fishing, Take/Poaching of Threatened Species, Pollution. However, some respondents mentioned how aquaculture and coastal resource extraction was now deemed a relevant threat that is not being addressed yet.

SDGs	Agreed RPOA 2.0
SDG 14	<ul style="list-style-type: none"> • Support and/or strengthen regional and national conservation, adaptation & mitigation approaches, management actions and financing models on coastal and marine ecosystems (coral reefs, mangroves, and seagrass beds) in the Priority Seascapes and CTMPAS through strategic partnerships. • Develop and implement strategies and initiatives for addressing marine pollution in the Coral Triangle region. • Establishing and managing effective migratory species (marine mammals, sea turtles, sharks and rays) corridors in the Coral Triangle region.
SDG 17	<ul style="list-style-type: none"> • Partnerships, Assessment and Implementation of Climate Change Adaptation for coastal environment and small-islands ecosystems • Effectively address and combat illegal wildlife trade, including increased regional collaboration and improved monitoring efforts, in the Coral Triangle region. • Build on existing sub-regional groupings and implement transboundary actions in support of addressing IUU fishing in the CT Region.

Many global and regional conventions and treaties are relevant for the CTI. At the start of the CTI-CFF, the Convention on Biological Diversity (CBD) was often referred to. The Convention on Biological Diversity (CBD)² has three main objectives namely i) the conservation of biological diversity; ii) the sustainable use of its components; and iii) the fair and equitable sharing of benefits arising from genetic resources. The CBD Conference of Parties (COP) in 2020 with its Priority Actions and Aichi Targets have higher relevance for the CTI-CFF. The post biodiversity target that will be adopted at COP-16 of CBD will further support the work under NPOA 2.0 towards sustainable marine resource conservation. The United Nations Convention on the Law of the Sea, 1982³ (1982 UNCLOS) continues to be mentioned in deliberations of the CT countries on obligation, duties and rights of coastal states. The significant progress facilitated by the CTI-CFF of the CT6 in identifying and declaring MPAs, has been a major contribution to the World Parks Congress (WPC). These conventions continue to be of high relevance to the CT region although other conventions adopted since RPOA 1.0 are potentially more relevant. These include firstly the Paris Agreement⁴, which builds upon the United Nations Framework Convention on Climate Change (UNFCCC) and brings all nations into a common cause to undertake ambitious efforts to mitigate and adapt to climate change with enhanced support to assist developing countries such as the Green Climate Fund (GCF) and secondly, the 2030 agenda for sustainable development and the Sustainable Development Goals (SDGs).

The RPOA 2.0 offers the ultimate opportunity for the CTI-CFF to focus regional actions for delivery of national commitments and obligations to these global conventions. The CTI-CFF is one of only few regional platforms where this combination of several Southeast Asia and Pacific countries comes together on these issues, and it has been important in triggering better exchange of information and instigating joint planning between and amongst governments, NGOs and donors. The planning done in RPOA 1.0 under the Seascape Goal is seen as an example of transboundary and large marine ecosystem area marine planning and development. Increasingly, this is with reference to SDG Goal 14 and current topics with high global interest such as: i) Food security; ii) Climate change adaptation; iii) Resilience; iv) Blue carbon; v) Marine debris; vi) Illegal, Unregulated and Unreported Fishing (IUU); and vii) Maritime security and sovereignty.

The RPOA 2.0 is more explicit in focusing its regional priorities beyond biophysical measures and include food and nutrition security and improved well-being of coastal communities. This focus will provide more opportunities for the members and partners of the CTI-CFF to implement the relevant SDGs and other global indicators. The RPOA 2.0 is also designed towards better alignment with the

2 See Convention on Biological Diversity

3 United Nations Convention on the Law of the Sea, 1982 (UNCLOS 1982)

4 See Paris Agreement

policy frameworks of the United Nations Framework Convention for Climate Change (UNFCCC) and importantly with thematic areas including women's empowerment, food security, natural carbon capture and storage in mangrove forests and seagrass beds.

Linking to National Priorities

Much of the relevance of the RPOA depends on the policy environments in the CT6 countries and including the National Plan of Action (NPOA). The policy environment in turn depends on the policy and legal instruments for marine management and conservation in each country. The policy and legal instruments affect how research findings are translated to policies, regulations and enforcement, and affects the efficiency of implementing projects and programs.

- o While certain country characteristics are commonly shared by the CT6 countries, others set them apart. This includes the legal and administrative environments which partially accounts for differences between countries with regards to their preferences expressed for the RPOA 2.0. The RPOA 2.0 is designed to enable different countries in different priority seascapes, to select to work on certain prioritized actions.

However, in order to identify threats and issues for which a regional collaborative approach would be useful, the political, economic, environmental, and social conditions of each CT6 country as also reflected in their NPOAs, were considered and assessed through the lens of the four Design Principles developed in the RPOA Inception Report, i.e., Additionality, Thematic consistency, Commonality, and Feasibility.

Further, the capacity of the CT6 to implement is also considered, therefore, the RPOA 2.0 has emphasis on capacity building. From the outcome level, the agreed capacity aspects of the RPOA 2.0 are:

- Enhanced capacity, protection, tracking, monitoring and/or communication protocols of the CTI region (and CT6) in combatting illegal wildlife trade in accordance with relevant international Instruments/agreements such as CITES, CBD, etc.
- Enhanced capacity and collaboration across and between CT6 countries in establishing and/or managing migratory species corridors

The background is a solid teal color with a pattern of white, wavy, curved lines that resemble stylized waves or abstract brushstrokes. The lines are scattered across the page, creating a dynamic and textured effect.

GUIDING PRINCIPLES



2.0 GUIDING PRINCIPLES

The guiding principles used in the RPOA 1.0 will continue to guide actions under the CTI RPOA 2.0:

Principle #1: CTI should support people-centered biodiversity conservation, sustainable development, poverty reduction and equitable benefit sharing. CTI goals and actions should address both poverty reduction (e.g., food security, income, and sustainable livelihoods for coastal communities) and biodiversity conservation (e.g., conservation and sustainable use of species, habitats, and ecosystems).

Principle #2: CTI should be based on solid science. Solid science and data on fisheries, biodiversity, natural resources, risks management and poverty reduction benefits should form a basis for establishing goals and implementation activities. In the absence of conclusive scientific information, the precautionary principle/approach will apply.

Principle #3: CTI should be centered on quantitative goals and timetables adopted by governments at the highest political levels. Concrete, quantitative goals should be established that are measurable and linked to specific and realistic timetables for achievement. Specific milestones should be adopted that define progress toward achieving these goals. Goals should cover both national and regional levels. Indicators should be adopted with clear targets and timeframes.

Principle #4: “The CTI-CFF should build on best practices from previous multilateral cooperation, such as the Sulu-Sulawesi Marine Eco-region (SSME), Lesser Sunda and Bismarck Solomon Seas. CTI should use existing and future forums to promote implementation. These include but not limited to the tri-national commissions on the Sulu Sulawesi Marine Ecoregion (SSME) and Bismarck Solomon Seas Ecoregion (BSSE); Asia Pacific Economic Cooperation (APEC); Association of South East Asian Nations (ASEAN); Coordinating Body of the Seas of East Asia (COBSEA), High Level Panel for a Sustainable Ocean Economy, International Coral Reef Initiative (ICRI), Intergovernmental Oceanographic Commission (IOC)], Secretariat for the South Pacific Regional Environment Program (SPREP); the Brunei, Indonesia, Malaysia and Philippines East ASEAN Growth Area (BIMP-EAGA); Arafura and Timor Seas Ecosystem Action (ATSEA); and Program for the Environmental Management of the Seas of East Asia (PEMSEA).

Principle #5: CTI should be aligned with the goals and targets of international fora and at the same time should be able to promote its vision and agenda of these international fora. Goals and activities should be supportive of international and regional commitments already made under relevant legal instruments and multilateral processes (e.g., SSME, CBD, SDG 2021-2030, ASEAN, APEC, Pacific Islands Forum, CITES, UNCLOS, Regional Fisheries Management Organizations, and UNFCCC).

Principle #6: CTI should recognize the transboundary nature of some important marine natural resources. Goals / activities should take into account the transboundary nature of some marine resources and threats (land- and sea-based) to these resources (e.g., shared fish stocks, migratory sea turtles and marine mammals, IUU fishing, live reef fish trade). Trans-boundary activities under CTI should not prejudice recognized boundaries or ongoing negotiations on legal boundaries between nations.

Principle #7: CTI should emphasize priority geographies. Goals / activities should help focus resources and investments on priority geographies (e.g., large-scale “seascapes” requiring prioritized attention, identified through ecoregional assessment processes).

Principle #8: CTI should be inclusive and engage multiple stakeholders. Multiple stakeholder groups should be actively engaged in the CTI, including other national governments, local governments, NGOs, private sector companies, bilateral donor agencies, multilateral agencies, universities and research agencies, as well as coastal communities including Person with Disability (PWDs), women and youth”

Principle #9: CTI should recognize the uniqueness, risks (physical threats, both natural and human induced), fragility and vulnerability of island ecosystems.





CORE STRATEGIES



3.0 CORE STRATEGIES

To achieve the impact at the CT regional level, the RPOA 2.0 is designed around four main strategies for the period of 2021 to 2030 as well as an institutional management strategy.

The core strategies are:

1. Inform and support the development of conducive policy and regulations for the CTI-CFF goal/vision.
2. Engage and motivate all stakeholders especially coastal communities and private sector into action for the CTI-CFF
3. Enhance and optimize partnerships (international, regional, national, and local) for capacity development, empowerment of key stakeholders especially coastal communities, to accelerate progress on the CTI-CFF goal/vision.
4. Identify and establish clear resource mobilization plan for the CTI-CFF goal/vision

The background is a solid teal color with a pattern of thin, white, wavy lines that resemble stylized waves or abstract brushstrokes. The lines are scattered across the page, creating a textured, organic feel.

COMMITMENTS TO ACTIONS



4.0 COMMITMENTS TO ACTIONS

The countries promote agreed approaches to managing marine and coastal ecosystems and resources, including the ecosystem approach and the precautionary principle. Through the RPOA 2.0, to successfully achieve sustainable management of marine and coastal resources for current and future generations, the CT6 countries collectively and individually committed to:

- Designate the sustainable management of marine and coastal resources as a high and urgent ongoing priority on our national agendas;
- Mobilize high-level public and private sector leadership;
- Achieve enhanced regional collaboration to address important regional problems;
- Implement needed economic, policy and legal reforms;
- Establish a system of sustainable funding and orient these financial resources toward achievement of the CTI Plan of Action;
- Achieve a rapid improvement in institutional and human capacity;
- Lead effective, highly participatory multi-stakeholder alliances;
- Integrate conservation, management and development; and
- Promote public / private partnerships.

This RPOA 2.0 builds on progress achieved, through RPOA 1.0 on these very same commitments, and includes a focused set of priority regional actions to be taken over 5 years to allow for relevant, feasible, and measurable impacts by 2025.

Regional actions are organized around a three-level structure:

- ◆ **Goal.** There is one goal for 2025 and one goal for 2030, to be agreed at the SOM17 in November 2022.
- ◆ **Targets (with associated timetables).** Under the 2025 goal are time-bound targets for the period 2025-2030. These encompass priority eco-systems, priority fish stocks and priority threatened/endangered species some of which that can be selected by countries separately.
- ◆ **Regional actions.** Under each target are one or more time-bound regional-level actions. Currently, these include actions to be continued from RPOA 1.0 as well as new actions. All actions will be in support of i) Protecting the health of CTs critical ecosystems (Coral reefs, Mangroves and Seagrass beds) with Marine Protected Areas, and ii) Fisheries management for CTs priority fisheries (Life Reef fisheries and Tuna fisheries).

National actions that are critical to the success of regional actions can be extracted from NPOA that have been developed in each country and alignment of NPOAs will be done after final acceptance of the RPOA 2.0.

4.1 RENEWED COMMITMENTS

The Coral Triangle member countries, through this RPOA 2.0, renew their commitments as follows:

The cradle of the world's marine life, the Coral Triangle is home to the richest and most diverse coral reefs and fisheries. It is the last frontier of the most resilient reefs for regeneration, sparking hope that fish and marine resources will continue to thrive and benefit communities whose lives are shaped by it.

The Coral Triangle is a most valuable resource for millions of people living in coastal communities and beyond. It feeds the world with over US\$3 billion worth of reef fisheries and US\$1.5 billion worth of tuna catch. It is an enabler of prosperity, contributing at least US\$1.2 trillion in gross domestic product and generating over US\$24.7 billion in nature-based and adventure tourism.

Yet, these critically important benefits are at risk of being lost due to threats of climate change, overfishing, illegal and destructive fishing, marine and man-made pollution, and natural disasters.

As stewards of this unparalleled treasure trove of biodiversity, we, the Coral Triangle countries of Indonesia, Malaysia, Papua New Guinea, the Philippines, Solomon Islands, and Timor-Leste, along with our strategic partners, and encouraged by the echoing calls and support of the global community, reaffirm our commitment to a healthy, resilient, prosperous and thriving Coral Triangle.

Through the Coral Triangle Initiative on Coral Reefs, Fisheries, and Food Security, we shall build on our successes in the past decade and continue to collaborate to protect, manage, and improve the health of coastal and marine ecosystems, and to strengthen the socio-economic conditions of coastal communities by:

- implementing needed economic, policy, and legal reforms to integrate marine conservation and management into sustainable development;
We shall strive to implement needed economic, policy, and legal reforms to integrate marine conservation and management into sustainable development.
- mobilizing stakeholders for strengthened collaboration and partnerships that will enable us to continue to reap the economical, ecological, and socio-cultural value of the Coral Triangle region;
We shall mobilize stakeholders for strengthened collaboration and partnerships that will enable us to continue to reap the economical, ecological, and socio-cultural value of the Coral Triangle region
- fortifying our institutional and human capacity which are key to driving imperative changes towards a sustainable marine resource for the current and the future generation.
We shall fortify our institutional and human capacity which are key to driving imperative changes towards a sustainable marine resource for the current and the future generation.

Together, we can address these urgent concerns with renewed commitment.

4.2 LOGIC AND PREMISE

Impact Logic

Collaboration through the CTI-CFF will deepen and accelerate the impacts of global, regional, national and local action towards the sustainability of marine resources, fisheries, and food security in the CT6.

Premise

To strengthen the effectiveness and increase efficiencies of the CTI-CFF, it is important to prioritize and accelerate successful approaches initiated in the past 10 years (i.e., CTMPAS and the EAFM). Strategic actions that can rapidly demonstrate the value proposition of the CTI-CFF collaboration are vital in these efforts.

Likewise, as the global community addresses the root causes and the larger impact of climate change, it is imperative for the CTI-CFF to ensure that the network of marine ecosystems within the CT region are resilient enough to function amid climate change stresses. When this happens, CTI-CFF would have created positive impact on millions of people living in coastal communities.



**GOALS, OBJECTIVES,
TARGETS,
REGIONAL ACTIVITIES,
OUTCOMES, OUTPUTS
AND INDICATORS**



5.0 GOALS, OBJECTIVES, TARGETS, REGIONAL ACTIVITIES, OUTCOMES, OUTPUTS AND INDICATORS

Following the above, if the outcome of the collaboration through the CTI-CFF is that benefits continue to flow from marine and coastal resources - defined in the vision and principles of the CTI-CFF as food security, sustainable fisheries, and coastal livelihoods – the marine and coastal ecosystems must be managed and protected to support delivery of those benefits in spite of negative impacts of climate change on the natural coastal and marine ecosystems. To support this outcome, the ability of coastal communities to cope with negative impacts of climate change must be enhanced. Hence, there are two goals, three objectives for the RPOA 2.0 and several targets.

5.1 GOALS

Impact statement: The implementation of RPOA 2.0 will enable resilient ecosystem and coastal communities, with food security and sustainable livelihoods through conservation and sustainable management of the ocean in the CT region.

The CTI-CFF RPOA 2.0 covers a ten-year period with a five-year goal (as intermediate goal for review) and a ten-year goal, as follows:

RPOA 2.0 - Five Year GOAL

By 2025, coastal communities and coastal and marine ecosystems are enabled to cope with the impacts of climate change, natural and anthropogenic threats, in the Coral Triangle region, due to measurable increased regional collaboration between the CT6 and our partners, for the implementation of the RPOA 2.0 facilitated through a strong and effective CTI-CFF.

RPOA 2.0 - Ten Year GOAL

By 2030, coastal communities and coastal and marine ecosystems in the CT region are more resilient/able to adapt to impacts of climate change, natural and anthropogenic threats, by improving food security, sustainable fisheries and coastal livelihoods.

5.2 OBJECTIVES

The three objectives are:

1. **Objective A:** By 2030, health of coastal and marine ecosystems, priority threatened species and fisheries in the Coral Triangle region are improved through effective management actions.
2. **Objective B:** By 2030, Risk resilience and socioeconomic conditions, in particular food security and coastal livelihoods, of communities living in the Coral Triangle region are improved.
3. **Objective C:** CTI-CFF Governance, Leadership and Partnership.

The agreed commitments are tabulated in **Table 1** below, where they are organized under Goals, Objectives, Targets, Regional Activities, (National) Activities as well as indicators.

Table 1. List of agreed commitments

OUTCOME	OUTPUT	INDICATORS
OBJECTIVE A: By 2030, health of coastal and marine ecosystems, priority threatened species and fisheries in the Coral Triangle region are improved through effective management actions		
TARGET A1 CORAL REEFS, MANGROVES and SEAGRASS BEDs		
Target Outcome A1 By 2030, coral reefs, mangroves, seagrass beds and other coastal and marine ecosystems in the CT Region are resilient and effectively managed and/or the impacts of climate change, natural and anthropogenic stressors on reefs, mangroves and seagrass beds are reduced, by comparison with 2020		Target Outcome Indicator A1 % Coverage of resilient coral reefs, mangroves and seagrass beds in each CT6 country are protected and have effective management plans (that include the reduction of stressors e.g. climate change, natural and anthropogenic) at CTMPAS 3 and 4 levels, by 2030 using 2020 as the baseline # of established/MPAs/MMAs/LMMAs/OECMs with resilient coral reefs, mangroves and seagrass beds in each CT6 country are protected and have effective management plans (that include the reduction of stressors e.g. climate change, natural and anthropogenic) at CTMPAS 3 and 4 levels, by 2030 using 2020 as the baseline

OUTCOME	OUTPUT	INDICATORS
	<p>Target Output A1.1</p> <p>By 2030, coral reefs, mangroves, seagrass beds and other coastal and marine ecosystems in the CT Region are more resilient and effectively managed through strategies including, but not limited to, Marine Protected Areas (MPAs), Marine Managed Areas (MMAs) Locally Managed Marine Areas (LMMAs), Other Effective Area-Based Conservation Measure (OECM), based on TL: 2020 baseline.</p>	<p>Target Output Indicator A1.1</p> <ul style="list-style-type: none"> • Increasing % coverage of Marine Protected Areas (MPAs), Marine Managed Areas (MMAs), Locally Managed Marine Areas (LMMAs), Other Effective Area- Based Conservation Measure (OECM), covering key biodiversity areas and management effectiveness, by 2030, based on 2020 baseline. • Increasing # of CTMPAS levels 1 to 4 of Marine Protected Areas (MPAs), Marine Managed Areas (MMAs) Locally Managed Marine Areas (LMMAs), Other Effective Area- Based Conservation Measure (OECM), with management plans including sustainable financial programs by 2030, based on 2022 baseline. • Increasing # of networks of MPAs/ LMMAs/ OECMs, by 2030, based on 2020 baseline. • Increasing coverage in the connectivity/ networks of MPAs/ MMAs/ LMMAs/ OECMs in integrating terrestrial and marine ecosystems (e.g., ICZM) by 2030, based on 2020 baseline. • Increasing # of population/species of herbivorous fish at the coral bleaching sites in the coral reef system (to graze the algae after coral bleaching sites), by 2030, based on 2020 baseline.

OUTCOME	OUTPUT	INDICATORS
	<p>Target Output A1.2</p> <p>By 2030, a number of appropriate regulations, guidelines, communications, and other relevant strategies, are developed and/or implemented to ensure more resilient and/or effectively managed coral reefs, mangroves and seagrass beds and other coastal and marine ecosystems in the CT Region.</p>	<p>Target Output Indicator A1.2:</p> <ul style="list-style-type: none"> Increasing number of appropriate regulations, communications, and other relevant strategies for a more resilient and/or effectively managed coral reefs, mangroves and seagrass beds by 2030, compared to the 2020 baseline. # of funding strategies developed and implemented for protection of coral reefs, seagrass beds and mangroves in each CT6 country by 2030, compared to the 2020 baseline. # of communication strategies developed and implemented for protection of coral reefs, seagrass beds and mangroves in each CT6 country by 2030, compared to the 2020 baseline.
<p>Regional Activity A1.1: Support and/or strengthen regional and national conservation and management actions of coastal and marine ecosystems (coral reefs, mangroves, and seagrass beds) in the Priority Seascapes and CTMPAS through strategic partnerships</p>		
<p>Outcome A1.1.1</p> <p>Established regional/international strategic partnerships to support Priority Seascapes and CTMPAS as well as programs/projects/initiatives and to strengthen actions on coastal and marine ecosystems (coral reefs, mangroves, and seagrass beds)</p>		<p>Outcome Indicator A1.1.1</p> <ul style="list-style-type: none"> Increase # of Collaboration agreements, memoranda of understanding, regional/international/ strategic partnerships to support regional and national conservation and management actions in the Priority Seascapes and CTMPAS. Increase # of successful programs/projects/initiatives and to strengthen regional and national conservation and management actions on coastal and marine ecosystems (coral reefs, mangroves, and seagrass beds).

OUTCOME	OUTPUT	INDICATORS
	<p>Output Indicator A1.1.1.a</p> <p>Partner engagement strategic plan is developed and endorsed, to be launched along with RPOA 2.0, that describes the principles, objectives, and strategies of CTI-CFF partner engagement, to be followed by other specific partner engagement plans</p>	<p>Output Indicator A1.1.1.a</p> <ul style="list-style-type: none"> • # of existing Partner engagement strategic plan/ framework is developed • # of new Partner engagement strategic plan/ framework is developed and endorsed to be launched along with RPOA 2.0. • # of other partner engagement plans are developed and endorsed, after the launch of the RPOA 2.0.
	<p>Output Indicator A1.1.1.b</p> <p>By 2030, at least 3 new significant and strategic regional/international partnerships and at least 2 new partnerships are implemented in each of the CT countries with clear and measurable goals for improving the status of coastal and marine ecosystems (coral reefs, mangroves, and seagrass beds) in the Priority Seascapes and CTMPAS</p>	<p>Output Indicator A1.1.1.b</p> <ul style="list-style-type: none"> • Increase # of collaborations and partnerships implemented in each of the CT countries with clear and measurable goals for improving the status of coastal and marine ecosystems (coral reefs, mangroves, and seagrass beds) in the Priority Seascapes and CTMPAS, by 2030. • Increase amount of funding from Partners as a proportion of Program Services budget, by 2030.
<p>Regional Activity A1.2: Develop and execute sustainable finance strategies, and other innovative financing models, to increase financial self-reliance, for the management of the coastal and marine ecosystems in Priority Seascapes and CTMPAS.</p>		
<p>Outcome A1.2.1</p> <p>By 2030, the management costs of the Coral Triangle Marine Protected Areas (CT-MPAs) of level 3 and 4 of CTMPAS are increasingly supported and/or incentivized by innovative and sustainable financing/ investment/business models of both public and/or non-public finance</p>		<p>Outcome Indicator A1.2.1</p> <ul style="list-style-type: none"> • # of innovative and sustainable financing/investment/business models of both public and/or non-public finance to increase support and/or to incentivize the management costs of the Coral Triangle Marine Protected Areas (CT-MPAs) of level 3 and 4 of CTMPAS, by 2030. • # of efforts (advocacy materials, workshops, trainings, meetings) taken to explore opportunities for seeking public and/or nonpublic finance to support conservation and management of ecosystem in CT6 countries, by 2030

OUTCOME	OUTPUT	INDICATORS
	<p>Output A1.2.1.a</p> <p>Between 2021-2023, a feasibility assessment of innovative sustainable financial measures is prepared and distributed, building on existing initiatives, programs and studies, to aid CT6 members and partners</p>	<p>Output Indicator A1.2.1.a</p> <ul style="list-style-type: none"> • # of feasibility assessments of innovative sustainable financial measures/options (e.g. Payment for ecosystem services) are explored and accepted for finance, opportunities to build on existing initiatives, programs and studies, to aid CT6 members and partners, by 2023 • # of meetings/ consultations with CT6 and partners to explore the concept of environmental fund (endowment, sinking fund, revolving fund, cess) by the private sector, by 2023. • # of innovative finance projects implemented and operational, by 2023. • # of innovative and sustainable financing/ investments plans/ business plans sources/options are identified for the Coral Triangle Marine Protected Areas (CT-MPAs) of level 3 and 4 of CTMPAS. • # of CTMPAS level 3 and 4 to show management effectiveness, sustainability and self-reliance, and rated/ranked, by 2023.
	<p>Output A1.2.1.b</p> <p>By 2023 at least 2 innovative financial options are initiated by the RS with CT6 countries and partners, building on existing initiatives where appropriate</p>	<p>Output Indicator A1.2.1.b</p> <ul style="list-style-type: none"> • # of innovative financial options are initiated by the RS with CT6 countries and partners, building on existing initiatives where appropriate, by 2023. • Amount of funding received for innovative financial options, initiated by the RS with CT6 countries and partners, building on existing initiatives where appropriate, by 2023.

OUTCOME	OUTPUT	INDICATORS
	<p>Output A1.2.1.c</p> <p>By 2028, at least 4 innovative financial options are fully operational within the CT Region</p>	<p>Output Indicator A1.2.1.c</p> <ul style="list-style-type: none"> • # of innovative financial options are fully operational within the CT Region, by 2028. • Amount of funding received for the innovative financial options, which are fully operational within the CT Region, by 2028.
	<p>Output A1.2.1.d</p> <p>By 2030, at least 10% of the management costs of the Coral Triangle Marine Protected Areas (CT-MPAs) of level 3 and 4 of CTMPAS are, in general, sustainably supported by innovative and sustainable financing options</p>	<p>Output Indicator A1.2.1.d</p> <ul style="list-style-type: none"> • Amount of the management costs of the Coral Triangle Marine Protected Areas (CT-MPAs) of level 3 and 4 of CTMPAS are, in general, sustainably supported by innovative and sustainable financing options, by 2030.
<p>Regional Activity A1.3: Mainstream Ecosystem based adaptation and mitigation approaches for CT6 members and partners under the CTI-CFF framework</p>		
<p>Outcome A1.3.1</p> <p>Regional ecosystem-based adaptation and mitigation initiatives are actively pursued and promoted to improve protection of key coastal and marine ecosystems in the Coral Triangle region</p>		<p>Outcome Indicator A1.3.1</p> <ul style="list-style-type: none"> • # of reported regional Ecosystem based adaptation and mitigation plans/initiatives pursued and promoted to improve protection of already identified key coastal and marine ecosystems in the Coral Triangle region. • Amount of funding allocated for regional ecosystem-based adaptation and mitigation initiatives to improve protection of key coastal and marine ecosystems in the Coral Triangle region.

OUTCOME	OUTPUT	INDICATORS
	<p>Output A1.3.1.a</p> <p>By 2025, Regional agreements/frameworks/plans, specific guidelines, building on CTI-CFF LEAP and REAP, and other existing initiatives, to apply regional ecosystem-based adaptation and mitigation solutions are developed and implemented, to support efforts to protect key coastal and marine ecosystems in the Coral Triangle region</p>	<p>Output indicators A1.3.1.a</p> <ul style="list-style-type: none"> # of regional agreements/frameworks/plans, specific guidelines, building on CTI-CFF Local Early Action Plan (LEAP) and Region-wide Early Action Plan (REAP), and other existing initiatives, to apply regional ecosystem-based adaptation and mitigation solutions are developed and implemented, to support efforts to protect key coastal and marine ecosystems in the Coral Triangle region, by 2025.
<p>Outcome A1.3.2</p> <p>Facilitate and develop Nature-Based approaches, including integrating citizen science, for governments, private sectors and other stakeholders (local communities, Local Governments) in the Coral Triangle region</p>		<p>Outcome Indicator A1.3.2</p> <ul style="list-style-type: none"> # of Nature-Based approaches facilitated, developed and implemented, including integrating citizen science, for governments, private sectors and other stakeholders (local communities, Local Governments) in the Coral Triangle region.
	<p>Output A1.3.2.a</p> <p>By 2023, a regional framework on Nature-Based approaches including blue carbon for governments and private sectors is developed to conserve, protect, restore and/or manage coastal and marine ecosystems.</p>	<p>Output indicators A1.3.2.a</p> <ul style="list-style-type: none"> # of regional framework on Nature-Based approaches including blue carbon framework/strategy to be in line with other existing national, regional and global initiatives (e.g. BIMP-EAGA, ADB initiatives on healthy oceans) for governments and private sectors are developed to conserve, protect, restore and/or manage coastal and marine ecosystems, by 2023.

OUTCOME	OUTPUT	INDICATORS
	<p>Output A1.3.2.b</p> <p>By 2030, a number of regional/national actions on Nature-Based solutions including ecosystem-based adaptation and mitigation programs/initiatives to protect, restore and /or manage key coastal and marine ecosystems in the Coral Triangle region.</p>	<p>Output indicators A1.3.2.b</p> <ul style="list-style-type: none"> # of regional/national actions on Nature-Based solutions/approaches including blue carbon and ecosystem-based adaptation and mitigation programs/initiatives to protect, restore and /or manage key coastal and marine ecosystems in the Coral Triangle region are developed and implemented, by 2030.
<p>TARGET A2: THREATENED SPECIES (Threatened Species as defined in the IUCN Red list, and in particular the priority flagship species, marine mammals, sea turtles, sharks, and rays ¹⁾)</p>		
<p>Target Outcome A2</p> <p>By 2030, identified threats for the survival of all priority threatened species as identified by the CTI-CFF in the Coral Triangle are being addressed with a shared agenda across the CT6, resulting in decreasing threats and/or improving conservation status of priority threatened species</p>		<p>Target Outcome Indicator A2</p> <ul style="list-style-type: none"> # of identified threats² for the survival of all priority threatened species as identified by the CTI-CFF in the Coral Triangle are being addressed through mitigating measures with a shared agenda across the CT6, resulting in decreasing threats and/or improving conservation status of priority threatened species, by 2030. Increased # of joint committee meetings/initiatives to reduce the occurrence of oil spill and address the impact in the affected areas. Improved status of CTI priority threatened species in the IUCN Red List in the categories of Near Threatened, Vulnerable, Endangered, Critically Endangered, Extinct in the Wild and Extinct Increased number of CTI priority threatened species protected under CITES appendix I, II and III Reduced # of CTI priority threatened species in by-catch records. Incidental deaths reported due to identified threats.

1 Threatened Species as defined in the IUCN Red list, and in particular the priority flagship species marine mammals, sea turtles, sharks, and rays

2 Note: identified threats to the threatened species are overfishing, unselected fishing, habitat degradation, oil spill, marine debris, wildlife trading, Climate change, shipping, in the CT

OUTCOME	OUTPUT	INDICATORS
	<p>Target Output A2.1</p> <p>By 2025, threats to CTI-priority threatened species, including marine debris, overfishing and illegal wildlife trade etc., are identified and being addressed through regional/trans-boundary efforts between countries resulting in their improved conservation/ protection status</p>	<p>Target Output indicator A2.1</p> <ul style="list-style-type: none"> • # of specific threats to CTI priority threatened species (e.g. marine debris, overfishing, illegal wildlife trade etc.) in CT6 region are identified and prioritized by 2025 • # of regional/ trans-boundary efforts between countries are in place resulting in CTI priority threatened species improved conservation/ protection status. • # of deliverables and milestones achieved in the implementation of CTI Priority Threatened Species Regional Conservation Plan, by 2025
	<p>Target Output A2.2</p> <p>By 2030, a number of policies and regulations are developed to address threats to priority threatened species such as marine debris, oil spill, overfishing, unselective fishing gears, habitat degradation, and illegal wildlife trade in the CT MPAs areas.</p>	<p>Target Output indicator A2.2</p> <ul style="list-style-type: none"> • # of policies and regulations in CT6 countries are developed to address threats to CTI priority threatened species such as marine debris, oil spill, overfishing, unselective fishing gears, habitat degradation, and illegal wildlife trade in the CT MPAs areas, by 2030. • # of CT6 countries have adopted legislations, administrative and policy frameworks to improve conservation/ protection status.
<p>Regional Activity A2.1: Develop and implement strategies and initiatives for addressing waste management and marine pollution in the Coral Triangle region</p>		
<p>Outcome A2.1.1</p> <p>Waste management and marine pollution are effectively addressed through regional and national approaches, strategies and initiatives, particularly focused on threatened priority species and/or other relevant targeted species in the Coral Triangle region</p>		<p>Outcome Indicator A2.1.1</p> <ul style="list-style-type: none"> • # of national and regional waste management and marine pollution measures taken to effectively address CTI priority threatened species and/or other relevant targeted species and their associated ecosystems in the Coral Triangle region, by 2025.

OUTCOME	OUTPUT	INDICATORS
	<p>Output A2.1.1.a</p> <p>By 2023, a regional guide, campaign material tools and messages regarding threats to threatened species and on addressing the threats (e.g. marine pollution including marine debris, oil spill and Deep-Sea Tailing Disposal, and illegal fishing methods), are developed and distributed</p>	<p>Output Indicator A2.1.1.a</p> <ul style="list-style-type: none"> • A Regional Guideline on the impacts of marine pollution on CTI priority threatened species is developed, distributed and implemented by CT6 member countries, by 2023. • # of regional communication and campaign strategies, tools, and materials are developed to address marine pollution (including marine debris, oil spill and deep-sea tailing disposal, and illegal fishing methods) and threats to CTI priority threatened species in CT6, by 2023 • # of communication and campaign strategies, tools, materials, publications and reports on addressing the threats to CTI priority threatened species, by 2023. • # of private sector actions aimed to address marine debris in the CT region (e.g. Waste Management).
	<p>Output A2.1.1.b</p> <p>By 2025, regional/ international policies on threatened species threat-reduction programs / initiatives implemented by CT6 and partners are in place.</p>	<p>Output indicator A2.1.1.b</p> <ul style="list-style-type: none"> • # of regional and international policies on CTI priority threatened species threat-reduction programs, initiatives and strategies (e.g. waste management and marine pollution), recognized, adopted and/or implemented by CT6 countries and partners, by 2025. • # of CT6 countries and partners implementing regional/ international policies on CTI priority threatened species threat-reduction programs /initiatives.

OUTCOME	OUTPUT	INDICATORS
	<p>Output A2.1.1.c</p> <p>By 2030, at least 10 regional/national projects and joint collaborations including regional campaigns are established and implemented (e.g. marine waste management by Maritime Local Government Networks/LGN).</p>	<p>Output Indicator A2.1.1.c</p> <ul style="list-style-type: none"> • # of regional/national projects and joint collaborations are established and implemented on marine pollution (e.g marine waste management by maritime Local Government Network), by 2030. • Amount of funding committed by CT6 member countries and partners for regional/national projects and joint-collaborations including regional campaigns, by 2030.
<p>Regional Activity A2.2. Effectively address and combat illegal wildlife trade, including increased regional collaboration and improved monitoring efforts, in the Coral Triangle region</p>		
<p>Outcome A2.2.1</p> <p>Enhanced capacity, protection, tracking, monitoring and/or communication protocols of the CTI region (and CT6) in combatting illegal wildlife trade in accordance with relevant international Instruments/ agreements such as CITES, CBD, etc.</p>		<p>Outcome Indicator A2.2.1:</p> <ul style="list-style-type: none"> • # of efforts to build organizational and technical capacity for tracking, monitoring and communication of illegal wildlife trade by 2025.
	<p>Output A2.2.1.a</p> <p>By 2023, a regional traceability mechanism on sharks and rays trade is developed to assist with monitoring and enforcement across the region.</p>	<p>Output Indicator A2.2.1.a</p> <ul style="list-style-type: none"> • An appropriate regional traceability mechanism [s] on sharks and rays trade is identified, developed and adopted to assist with monitoring and enforcement in CT6 region, by 2023 • # of initiatives and programs by CT6 member countries in implementing the regional traceability mechanism/s (e.g. CDT) on sharks and rays trade for monitoring and enforcement across the region, by 2025

OUTCOME	OUTPUT	INDICATORS
	<p>Output A2.2.1.b</p> <p>By 2025, a regional campaign to combat illegal wildlife trade on priority threatened species (marine mammals, sea turtles, sharks and rays) is designed and implemented, as well as promoted, at national, regional and international levels</p>	<p>Output Indicator A2.2.1.b</p> <ul style="list-style-type: none"> Regional campaign [e.g., symposia, webinars and workshops] to combat illegal wildlife trade on priority threatened species (marine mammals, sea turtles, sharks, and rays) is designed, implemented as well as promoted, at national, regional and international levels, by 2023.
	<p>Output A2.2.1.c</p> <p>By 2025, build regional capacity, including training, information sharing and exchanges, for combating illegal marine wildlife trade with focus on the priority threatened species (marine mammals, sea turtles, sharks and rays).</p>	<p>Output Indicator A2.2.1.c</p> <ul style="list-style-type: none"> # of regional capacity building activities are conducted including training, knowledge and information sharing and exchanges, for combating illegal marine wildlife trade with focus on the priority threatened species (marine mammals, sea turtles, sharks and rays), by 2025. # of participants engaged in the regional capacity building including training, knowledge and information sharing and exchanges, for combating illegal marine wildlife trade with focus on the priority threatened species (marine mammals, sea turtles, sharks and rays), by 2025.
	<p>Output A2.2.1.d</p> <p>By 2025, regional guidelines on combating the illegal trade of priority threatened species (marine mammals, sea turtles, sharks and rays) are developed and disseminated.</p>	<p>Output Indicator A2.2.1.d</p> <ul style="list-style-type: none"> # of regional guidelines on combating the illegal marine wildlife trade of priority threatened species (marine mammals, sea turtles, sharks and rays) developed and disseminated, by 2025. # of CT6 countries implementing and/or adapting regional guidelines on combating the illegal trade of priority threatened species (marine mammals, sea turtles, sharks and rays), by 2025.

OUTCOME	OUTPUT	INDICATORS
<p>Outcome A2.2.2</p> <p>A reduction of the wildlife trade on priority threatened species (marine mammals, sea turtles, sharks and rays) is achieved.</p>		<p>Outcome Indicator A2.2.2</p> <ul style="list-style-type: none"> • A review of the status of CTI priority threatened species under the CITES appendices completed by 2023. • Expansion/ extension of coverage of CTI priority threatened species protected under CITES appendices I, II and III. • # of initiatives/ workshops/ trainings/ legislations/administrative frameworks conducted/made to reduce wildlife trade on priority threatened species (marine mammals, sea turtles, sharks, and rays) in CT6 countries, by 2025.
	<p>Output A2.2.2.a</p> <p>By 2030, illegal wildlife trade identified and monitored, focus on priority threatened species (marine mammals, sea turtles, sharks and rays), aligned with relevant CT6 national conservation or management plans</p>	<p>Output Indicator A2.2.2.a</p> <ul style="list-style-type: none"> • # of illegal wildlife trade (traffickers) networks/ market/trade chains are identified, mapped and reported for priority threatened species (marine mammals, sea turtles, sharks and rays), by 2030. • # of persons and organizations trained to combat illegal marine wildlife trade with focus on the priority threatened species (marine mammals, sea turtles, sharks, and rays) in CT6 region, by 2025 • # of reported IUU cases for priority threatened species (marine mammals, sea turtles, sharks and rays) are reduced in CT6 Member Countries by 2030.
<p>Regional Activity A2.3: Establishing and managing effective migratory species (marine mammals, sea turtles, sharks and rays) corridors in the Coral Triangle region</p>		
<p>Outcome A2.3.1</p> <p>Enhanced capacity and collaboration across and between CT6 countries in establishing and/ or managing migratory species corridors.</p>		<p>Outcome Indicator A2.3.1</p> <ul style="list-style-type: none"> • # of initiatives/ workshops/ trainings to enhance capacity and collaboration across and between CT6 member countries in establishing and/or managing migratory species corridors.

OUTCOME	OUTPUT	INDICATORS
	<p>Output A2.3.1.a</p> <p>By 2030, migratory species corridors are identified, integrated, and monitored within the management of priority seascapes and Coral Triangle MPAs</p>	<p>Output Indicator A2.3.1.a</p> <ul style="list-style-type: none"> # of migratory species corridors are identified, integrated, and monitored within the management of priority seascapes and Coral Triangle MPAs/LMMAs/OECMs, by 2030
	<p>Output A2.3.1.b</p> <p>By 2025, a regional capacity building program is developed and implemented for managing migratory species corridors.</p>	<p>Output Indicator A2.3.1.b</p> <ul style="list-style-type: none"> A regional capacity building program is developed and adopted for implementing for managing migratory species corridors, by 2025. # of persons and organisations trained in each CT6 countries in establishing and/or managing migratory species corridors in Seascapes and CTMPAS. # of CT6 countries implementing regional capacity building activities for managing migratory species corridors.
	<p>Output A2.3.1.c</p> <p>By 2025, a guideline for private sector engagement to support the protection of priority threatened species within marine corridors are developed, implemented and promoted, in particular the maritime, minerals and fisheries sectors, building on existing guidelines and initiatives by these sectors</p>	<p>Output Indicator A2.3.1.c</p> <ul style="list-style-type: none"> A guideline for private sector to support the protection of priority threatened species within marine corridors are developed, implemented and promoted, in particular the maritime, minerals and fisheries sectors, building on existing guidelines and initiatives by these sectors, by 2025 # of private sectors engaged with RS and/or CT6 Member Countries to support the protection of priority threatened species within marine corridors, as per the developed guideline.
	<p>Output A2.3.1.d</p> <p>By 2030, collaboration strategies on migratory priority threatened species strengthened, through targeted projects, cross-sectoral programmes, public-private partnerships, and bilateral/multilateral agreements, among CT6 countries</p>	<p>Output Indicator A2.3.1.d</p> <ul style="list-style-type: none"> # of targeted projects, cross-sectoral programmes, public-private partnerships, and bilateral/multilateral agreements, among CT6 countries to strengthen as part of collaboration strategies on migratory priority threatened species.

OUTCOME	OUTPUT	INDICATORS
TARGET A3: HEALTHY AND PRODUCTIVE FISHERIES		
<p>Target Outcome A3.1</p> <p>Fish stocks and health are improved in the Coral Triangle region based on Ecosystems Approach to Fisheries Management (EAFM) approaches including Community Based Resource Management (CBRM), Ecosystem-based Adaptation (EBA), Integrated Coastal Management (ICM) and other fisheries management approaches</p>		<p>Target Outcome Indicator A3.1</p> <ul style="list-style-type: none"> • # of EAFM, including CBRM, EBA, ICM and other relevant fisheries management approaches, initiatives and programs implemented by CT6 countries, to improve fish stock and health, by 2030. • Increase in fish biomass/ CPUE for commercially important species in the CT6 region.
	<p>Target Output A3.1.1</p> <p>By 2030, IUU fishing in the Coral Triangle region is reduced through strengthened and improved policies, enforcement & compliance, communication and/or information sharing.</p>	<p>Target Output Indicator A3.1.1</p> <ul style="list-style-type: none"> • Reduced # of reported illegal, unreported, and unregulated (IUU) fishing cases in Coral Triangle region, by 2030. • # of tools (policies, enforcement & compliance, communication and/or information sharing) are developed and implemented to monitor IUU fishing in the Coral Triangle region, by 2025. • # of international instruments aiming to combat illegal, unreported, and unregulated (IUU) fishing, adapted and implemented by each, Coral Triangle region, by 2025.
	<p>Target Output A3.1.2</p> <p>By 2030, Policies and regulations related to harvest strategy and IUU fishing among Coral Triangle countries are developed, implemented and/or strengthened</p>	<p>Target Output Indicator A3.1.2</p> <ul style="list-style-type: none"> • # of regional/national policies and measures (e.g. Satellite Vessel Monitoring System (VMS) via Global Fishing Watch, Interpol purple notice list, data fusion centres, etc.) to combat IUU fishing are developed, strengthened and implemented by Coral Triangle countries, by 2030. • # of shared action reports and policy regulations in the CT6 to address Illegal, Unreported and Unregulated (IUU) fishing in the Coral Triangle countries

OUTCOME	OUTPUT	INDICATORS
	<p>Target Output A3.1.3</p> <p>By 2030, CT6 countries have implemented and/or integrated EAFM, CBRM, EBA, ICM and other measures targeting improved fisheries into national or regional activities and programs</p>	<p>Target Output Indicator A3.1.3</p> <ul style="list-style-type: none"> # of countries in CT6 region have implemented and/or integrated EAFM, CBRM, EBA, ICM, eCDT and other measures targeting improved fisheries into national or regional activities and programs, by 2027.
<p>Regional Activity A3.1: Build on existing sub-regional groupings³ and implement transboundary actions in support of addressing IUU fishing in the CT Region</p>		
<p>Outcome A3.1.1</p> <p>Key fisheries management challenges are identified and addressed by building on and strengthening regional collaboration with other relevant organizations such as, but not limited to WCPFC, SEAFDEC and ASEAN</p>		<p>Outcome Indicator A3.1.1</p> <ul style="list-style-type: none"> # of regional collaborations [and partnerships] with relevant organizations e.g. WCPFC, SEAFDEC and ASEAN to address IUU fishing and other key fisheries management challenges in the CT region, by 2030 # of collaborations with sub-regional groups of Priority Seascapes to strengthen and implement trans-boundary actions to address IUU in CT6 region, by 2030
	<p>Output A3.1.1.a</p> <p>By 2025, a list of priority fisheries management challenges is produced to inform appropriate partnerships and collaborations.</p>	<p>Output Indicator A3.1.1.a</p> <ul style="list-style-type: none"> # of workshops/meetings conducted and the reports produced to identify key fisheries management challenges to be disseminated to inform appropriate partnerships and collaborations by 2025.
	<p>Output A3.1.1.b</p> <p>By 2030, at least 3 regional collaborative agreements with other relevant initiatives and organizations are established and effectively implemented to address/minimize identified fisheries management challenges.</p>	<p>Output Indicator A3.1.1.b</p> <ul style="list-style-type: none"> # of regional collaborative agreements with other relevant initiatives and organizations are established and effectively implemented to address/minimize identified fisheries management challenges, by 2030.

OUTCOME	OUTPUT	INDICATORS
OBJECTIVE B: By 2030, Risk resilience and socioeconomic conditions, in particular food security and coastal livelihoods, of communities living in the Coral Triangle region are improved.		
TARGET B1: FOOD SECURITY AND COASTAL LIVELIHOODS		
<p>Target Outcome B1.1</p> <p>By 2030, food security and sustainable livelihoods of coastal communities living in the Coral Triangle region is ensured and improved to cope with risks and impacts of climate change, natural and anthropogenic threats.</p>		<p>Target Outcome Indicator B1.1</p> <ul style="list-style-type: none"> • # of programs/ activities/national/ regional CCA initiatives initiated, supported and completed to ensure and improve food security and sustainable livelihoods of coastal communities living in the Coral Triangle region to cope with risks and impacts of climate change, natural and anthropogenic threats, by 2030. • Number of coastal communities receiving support such as financial or technical, from CT partners and member countries to address climate change risks, by 2030
	<p>Target Output B1.1.1</p> <p>By 2030, CTI regional guidelines on investment programs, local investment plans, public-private partnerships, sustainable enterprises, and capacity building programs are developed, and priority projects/ activities are initiated and implemented</p>	<p>Target Output Indicators B1.1.1</p> <ul style="list-style-type: none"> • # of CTI regional guidelines on investment programs, local investment plans, public-private partnerships, sustainable enterprises, and capacity building programs are developed, and priority projects/activities are initiated and implemented, by 2030 • # of regional investment programs, local investment plans, public private partnerships, sustainable enterprises, and capacity building programs are developed and implemented, by 2030.

OUTCOME	OUTPUT	INDICATORS
	<p>Target Output B1.1.2</p> <p>By 2030, relevant policies on food security and sustainable livelihoods and technical and financial support from the private and public sectors, for the aspects of productivity, skills/ knowledge and income of coastal communities are enhanced and improved vis-a-vis sustainability of coastal communities</p>	<p>Target Output Indicator B1.1.2</p> <ul style="list-style-type: none"> • # of relevant policies on food security and sustainable livelihoods and technical and financial support for the aspects of productivity, skills/knowledge and income of coastal communities are enhanced and improved vis-a-vis sustainability of coastal communities, by 2030
	<p>Target Output B1.1.3</p> <p>By 2030, food production through subsistence and artisanal, capture-fisheries and sustainable aquaculture, within the Coral Triangle region are at sustainable levels and able to meet the demands in CT Region</p>	<p>Target Output Indicator B1.1.3</p> <ul style="list-style-type: none"> • A high-level regional report prepared by RS on the food production through subsistence and artisanal, capture-fisheries and good aquaculture practices based on FAO standards within the Coral Triangle region, by 2030. • # of status reports by countries on the food production through subsistence and artisanal, capture-fisheries and good aquaculture practices within the Coral Triangle region are at sustainable levels and able to meet the demands in CT Region, by 2030.
	<p>Target Output B1.1.4</p> <p>By 2030, the CTI-CFF reports improved food security in the priority seascapes and Coral Triangle MPAs that is directly attributed to improvement in ecosystem management, private sector actions, new partnerships and sustainable financial resources</p>	<p>Target Output Indicator B1.1.4</p> <ul style="list-style-type: none"> • # of CTI-CFF reports highlight the improved 2020 baseline information food security in the priority seascapes and Coral Triangle MPAs that is directly attributed to improvement in ecosystem management, private sector actions, new partnerships, and sustainable financial resources, by 2030. • Increase in productivity, skills, income, gender/social inclusions, youth involvement and sustainability of coastal livelihoods in the [priority] seascapes and MPA networks based on 2020 baseline information by 2030.

OUTCOME	OUTPUT	INDICATORS
	<p>Target Output B1.1.5</p> <p>By 2030, a number of CTI-CFF food security related programs/ initiatives for coastal communities are developed and/or implemented within the Priority seascapes and CTMPAS.</p>	<p>Target Output Indicator B1.1.5</p> <ul style="list-style-type: none"> # of CTI-CFF food security related programs/ initiatives for coastal communities are developed, supported and/or implemented within the Priority seascapes and CTMPAS, by 2030. Increasing trend in accessibility, availability and utilization of food from marine and coastal resources for coastal communities in the priority seascapes and Coral Triangle MPAs
<p>Regional Activity B1.1: Implementation of the COASTFISH⁴ regional framework for sustainable coastal fisheries and poverty reduction initiatives in achieving food security and improving coastal livelihoods</p>		
<p>Outcome B1.1.1</p> <p>By 2030, the COASTFISH regional framework for sustainable coastal fisheries and poverty reductions initiatives' support is mobilized and implemented to achieve food security and improve coastal livelihoods</p>		<p>Outcome Indicator B1.1.1</p> <ul style="list-style-type: none"> # of initiatives taken to support, mobilize and implement the COASTFISH regional framework for sustainable coastal fisheries and poverty reductions to achieve food security and improve coastal livelihoods, by 2030.
	<p>Output B1.1.1.a</p> <p>By 2023, an updated assessment of resources, needs and opportunities of sustainable livelihoods and enterprises in targeted coastal areas including Priority Seascapes is conducted and completed, based on 2020 baseline information.</p>	<p>Output Indicator B1.1.1.a</p> <ul style="list-style-type: none"> An assessment of resources, needs and opportunities of sustainable livelihoods and enterprises in targeted coastal areas including Priority Seascapes is conducted and completed, by 2023. # of Capacity Assessment Reports prepared by 2023. # of study reports and guidelines focused on developing resources and livelihoods in priority seascapes in CT6 region by 2030

4 COASTFISH ToR
<https://www.coraltriangleinitiative.org/library/coastfish-workshop-2017>

OUTCOME	OUTPUT	INDICATORS
	<p>Output B1.1.1.b</p> <p>By 2025, at least 2 collaborations/ partnerships are mobilized to support the implementation of COASTFISH regional framework at both regional and national levels</p>	<p>Output Indicator B1.1.1.b</p> <ul style="list-style-type: none"> • # of collaborations/ partnerships and engagement of other sectors (e.g. private groups, civil society, academic and scientific institutions) including crosscutting initiatives are mobilized to support the implementation of COASTFISH regional framework at both regional and national levels, by 2025. • Amount of resources committed by CT6 member countries and partners to support the implementation of COASTFISH regional framework at both regional and national levels, by 2025.
<p>Outcome B1.1.2</p> <p>By 2025, regional and national efforts to promote and share knowledge, technology, and best practices are supported/implemented for COASTFISH regional framework</p>		<p>Outcome Indicator B1.1.2</p> <ul style="list-style-type: none"> • # of regional and national efforts through such activities as seminars, workshops, exchange visits, internet list serves, and lessons learned documents to promote and share knowledge, technology, and best practices are supported/ implemented for COASTFISH regional framework, by 2025.
	<p>Output B1.1.2.a</p> <p>By 2023, establish a regional action plan/ program to promote and share knowledge, technology, and best practices are supported/ implemented for COASTFISH regional framework</p>	<p>Output Indicator B1.1.2.a</p> <ul style="list-style-type: none"> • A regional action plan/programs to promote and share knowledge, technology, and best practices are supported/implemented for COASTFISH regional framework is established, by 2023.
	<p>Output B1.1.2.b</p> <p>By 2023, establishment of knowledge management systems for the COASTFISH regional framework implementation</p>	<p>Output Indicator B1.1.2.b</p> <ul style="list-style-type: none"> • # of knowledge management systems (CT Atlas and other CTI existing platforms) are established and enhanced for the COASTFISH regional framework implementation, by 2023.

OUTCOME	OUTPUT	INDICATORS
<p>Outcome B1.1.3</p> <p>By 2030, CT6 Member Countries and partners conduct and promote multilateral, inter-agencies and/or ministerial collaboration in support of sustainable fisheries, coastal livelihoods, and poverty reduction initiatives in each Priority Seascapes and targeted coastal areas</p>		<p>Outcome Indicator B1.1.3</p> <ul style="list-style-type: none"> # of multilateral, inter-agencies and/or ministerial collaboration are conducted and promoted in support of sustainable fisheries, coastal livelihoods, and poverty reduction initiatives in each Priority Seascapes and targeted coastal areas by the CT6 Member Countries and partners, by 2030.
	<p>Output B1.1.3.a</p> <p>By 2030, a number of multi-sectoral, cross-cutting and inter-agencies' initiatives are established and empowered to support the implementation of the COASTFISH regional framework</p>	<p>Output Indicator B1.1.3.a</p> <ul style="list-style-type: none"> # of multi-sectoral, cross-cutting and inter-agencies' initiatives are established and empowered to support the implementation of the COASTFISH regional framework, by 2030.
	<p>Output B1.1.3.b</p> <p>By 2025, relevant multilateral cooperations among the CT6 Member Countries are established and empowered to support the implementation of the COASTFISH regional framework</p>	<p>Output Indicator B1.1.3.b</p> <ul style="list-style-type: none"> # of relevant multilateral cooperations among the CT6 Member Countries are established and empowered to support the implementation of the COASTFISH regional framework, by 2025.

OUTCOME	OUTPUT	INDICATORS
Regional Activity B1.2: Strengthen sustainable marine tourism and other related or allied livelihood enterprises in the Coral Triangle Region to improve the well-being of coastal communities		
<p>Outcome B1.2.1</p> <p>By 2030, regional and national efforts to promote sustainable marine tourism and other related or allied livelihood enterprises, creative economies and innovative financing options are supported by private sectors and CTI Partners for sustainable livelihood and food security of coastal communities in CT6 Member Countries</p>		<p>Outcome indicators B1.2.1</p> <ul style="list-style-type: none"> • # of regional and national efforts to promote sustainable marine tourism and other related or allied livelihood enterprises, creative economies and innovative financing options are supported by private sectors and CTI Partners for sustainable livelihood and food security of coastal communities in CT6 Member Countries, by 2030.
	<p>Output B1.2.1.a</p> <p>By 2023, the Sustainable Marine Tourism Task Force is established to support and to find mechanisms to rehabilitate and strengthen resilience of marine tourism and other related or allied livelihood enterprises, creative economies and innovative financing options in view of the present and future pandemic risks and other types of hazards in terms of code of conduct, branding, guidelines, sustainable financing mechanism, projects, and capacity building</p>	<p>Output Indicator B1.2.1.a</p> <ul style="list-style-type: none"> • The Sustainable Marine Tourism Task Force (SMTTF) is established, operationalized and supported • # of mechanisms developed by SMTTF and voluntarily adapted by Member Countries to rehabilitate and strengthen resilience of marine tourism and other related or allied livelihood enterprises, by 2023 • # of creative economies and innovative financing options developed by SMTTF, in view of the present and future pandemic risks and other types of hazards in terms of code of conduct, branding, guidelines, sustainable financing mechanism, projects, and capacity building, by 2023.

OUTCOME	OUTPUT	INDICATORS
	<p>Output B1.2.1.b</p> <p>By 2025, the Sustainable Business Forum and the Sustainable Marine Tourism Task Force are supported by private sector actions to achieve the CTI RPOA targets</p>	<p>Output Indicator B1.2.1.b</p> <ul style="list-style-type: none"> # of private sector actions achieved in supporting the Sustainable Business Forum and the Sustainable Marine Tourism Task Force to achieve the CTI RPOA targets, by 2025.
	<p>Output B1.2.1.c</p> <p>By 2025, the Regional Framework/Code of Conduct on Sustainable Marine Tourism in CT Region including risk and recovery management plans are developed and adopted</p>	<p>Output Indicator B1.2.1.c</p> <ul style="list-style-type: none"> The Regional Framework/Code of Conduct on Sustainable Marine Tourism in CT Region including risk and recovery management plans are developed and adopted, by 2025. A recovery plan for marine tourism is formulated/developed in response to the COVID-19 pandemic crisis, by 2022.
<p>TARGET B2: GENDER EQUALITY and SOCIAL INCLUSION (GESI)</p>		
<p>Target Outcome B2.1</p> <p>By 2030, gender equality and social inclusion are mainstreamed into coastal livelihoods, sustainable fisheries and food security including COASTFISH regional framework and other activities.</p>		<p>Target Outcome Indicator B2.1:</p> <ul style="list-style-type: none"> # of policies/regulation on GESI are adopted and mainstreamed into coastal livelihood, sustainable fisheries, and food security including COASTFISH regional framework and Cross Cutting Initiatives, by 2030. A dedicated gender specialist to give support to the implementation of the CTI-CFF institutional framework and gender-specific impact indicators in the regional impact framework and M&E system for the RPOA 2.0.

OUTCOME	OUTPUT	INDICATORS
	<p>Target Output B2.1.1</p> <p>By 2023, the CTI-CFF GESI Policy is integrated and mainstreamed in all CTI-CFF programs, projects and activities with roles of women, youth and local governments assessed and monitored in specific regional actions (projects, working groups etc.) as per the GESI Policy</p>	<p>Target Output Indicator B2.1.1</p> <ul style="list-style-type: none"> • # of CTI-CFF regional programs, projects and activities carry out specific measures on equal opportunities and involvements for men, women, youth, PwD, and different social groups in planning, implementation and monitoring of CTI-CFF programs in integrating and mainstreaming GESI Policy, by 2023.
<p>Target Outcome B2.2</p> <p>By 2030, the CTI-CFF reports a positive change in productivity, skills, income, gender and social inclusions, youth involvement and sustainability of coastal livelihoods in priority seascapes and MPA networks</p>		<p>Target Outcome Indicator B2.2:</p> <ul style="list-style-type: none"> • # of documented successful initiatives involving men, women, youths, Persons with Disabilities (PwD) and different social groups showing increase in participation and decision-making, productivity, skills, income, gender and social inclusion and sustainability of coastal livelihoods based on 2020 baseline information in priority seascapes and MPA networks by 2030.
	<p>Target Output B2.2.1</p> <p>By 2023, GESI regional guidelines on private sector partnerships and collaborations, and innovative financial resources are developed and/or improved</p>	<p>Target Output Indicators B2.2.1</p> <ul style="list-style-type: none"> • # of GESI regional guidelines on private sector partnerships and collaborations, and innovative financial resources are developed and/or improved, by 2023. • # of private sector partnerships and collaborations, and innovative financial resources are developed and/or improved through GESI regional guidelines. • # of funded-projects and investments by private sector partnerships and collaborations based on GESI regional guidelines, by 2025.

OUTCOME	OUTPUT	INDICATORS
	<p>Target Output B2.2.2</p> <p>By 2030, at least 2 GESI-related programs are integrated and/or collaborations are supported and/or implemented in each of the CT6 countries.</p>	<p>Target Output Indicator B2.2.2</p> <ul style="list-style-type: none"> • # of GESI-related programs are integrated and/or collaborations are supported and/or implemented in each of the CT6 countries, by 2030.
	<p>Target Output B2.2.3</p> <p>By 2030, at least 5 regional exchanges on GESI capacity building programs targeting women and youths are conducted by RS and partners</p>	<p>Target Output Indicator B2.2.3</p> <ul style="list-style-type: none"> • # of regional exchanges on GESI capacity building programs targeting men, women and youths and different social groups are conducted by RS and partners, by 2030. • # of men, women, youths and different social groups are engaged in the regional exchanges on GESI capacity building programs, by 2030.
	<p>Target Output B2.2.4</p> <p>By 2030, GESI regional guidelines and national policies on private sector partnerships and collaborations, and innovative financial resources are implemented/operationalized.</p>	<p>Target Output Indicator B2.2.4</p> <ul style="list-style-type: none"> • # of GESI regional guidelines and national policies on private sector partnerships and collaborations, and innovative financial resources are implemented/operationalized, by 2030.

OUTCOME	OUTPUT	INDICATORS
Regional Activity B2.1: Implementation of Gender Equality and Social Inclusion (GESI) Policy.		
<p>Outcome B2.1.1</p> <p>By 2030, GESI Policy is thoroughly socialized, mainstreamed and implemented by NCCs and development partners</p>		<p>Outcome Indicator B2.1.1</p> <ul style="list-style-type: none"> • # of evidences/reports (Regional Secretariat, NCC, and Partners' reports) are captured/ prepared on GESI Policy being socialized, mainstreamed and implemented by the NCCs and development partners. • # of funded-projects and investments by private sector partnerships and collaborations based on GESI regional guidelines, by 2025.
	<p>Output B2.1.1.a</p> <p>By 2023, GESI policy is endorsed by NCCs to the Senior Officials Meeting and approved by the Council of Ministers, and aligned with CT6 current and future policy framework</p>	<p>Output Indicator B2.1.1.a</p> <ul style="list-style-type: none"> • # of documents/decisions that show GESI policy is endorsed by NCCs to the Senior Officials Meeting and approved by the Council of Ministers, and aligned with CT6 current and future policy framework, by 2023.
	<p>Output B2.1.1.b</p> <p>By 2023, GESI principles are integrated into the CTI-CFF M&E framework, CT Atlas and CT6 national framework</p>	<p>Output Indicator B2.1.1.b</p> <ul style="list-style-type: none"> • # of GESI principles integrated into the CTI-CFF M&E framework, CT Atlas and CT6 National Plan of Action, by 2023.
	<p>Output B2.1.1.c</p> <p>By 2023, Practical tools are developed to collect gender and social groups segregated data</p>	<p>Output Indicator B2.1.1.c</p> <ul style="list-style-type: none"> • # of practical tools for the systematic collection and analysis on segregated data on gender and social groups; are developed, mainstreamed and made available, by 2023.

OUTCOME	OUTPUT	INDICATORS
	<p>Output B2.1.1.d</p> <p>By 2023, increase understanding and awareness related to GESI in the CTI-CFF through Communication, Education and Public Awareness (CEPA)</p>	<p>Output Indicator B2.1.1.d</p> <ul style="list-style-type: none"> • # of Communication, Education and Public Awareness (CEPA), activities/ events/capacity building programs to increase understanding and awareness related to GESI in the CTI-CFF, by 2023. • # of surveys that indicate increase understanding and awareness of NCCs including its other implementing agencies and development partners, related to GESI policy in the CTI-CFF through Communication, Education and Public Awareness (CEPA).
TARGET B3: CLIMATE-RESILIENT COMMUNITIES		
<p>Target Outcome B3.1</p> <p>By 2030, coastal communities in CT region are resilient and adapted to climate change related risks</p>		<p>Target Outcome Indicators B3.1</p> <ul style="list-style-type: none"> • # of reports on best practices shows/proves that the coastal communities in CT region are resilient and adapted to climate change related risks, by 2030.
	<p>Target Output B3.1.1</p> <p>By 2025, Exposure and vulnerability levels including projections on climate change risks are established and reported through the mid-term report in the CT Region.</p>	<p>Target Output Indicators B3.1.1</p> <ul style="list-style-type: none"> • # of annual/progress country reports shows/proves that the levels of exposure and vulnerability including projections on climate change risks are submitted for RS consolidation into a mid-term report, by 2025. • # of vulnerability assessments done with reports produced to establish/ verify exposure and vulnerability levels for men, women, youth and other social groups within the communities including the projections on climate change risks in the CT Region, by 2025

OUTCOME	OUTPUT	INDICATORS
	<p>Target Output B3.1.2</p> <p>By 2025, relevant existing climate change adaptation action plans are updated, guided by current climate change projections and technology, and disseminated within the CT region</p>	<p>Target Output Indicators B3.1.2</p> <ul style="list-style-type: none"> • # of updated relevant existing climate change adaptation action plans from CT6 countries that are guided by current climate change projections and technology, as well as Gender mainstreaming guided by GESI policy, and disseminated within the CT region, by 2025.
	<p>Target Output B3.1.3</p> <p>By 2030, the CT6 are supported by partners to design, develop and/or implement CCA projects and programs</p>	<p>Target Output Indicators B3.1.3</p> <ul style="list-style-type: none"> • # of partners supporting the CT6 in designing, developing and/or implementing CCA projects and programs that integrate gender mainstreaming guided by GESI policy, by 2030. • # of CCA initiatives and projects that integrate gender mainstreaming guided by GESI policy, initiated and supported by partners and completed, by 2030.
	<p>Target Output B3.1.4</p> <p>By 2030, the levels of adaptive capacity of CT6 coastal communities and local governments are strengthened through increased awareness/ education/training on climate change impacts, implementation of community-resilient and adaptation programs and provision of climate-financing support.</p>	<p>Target Output Indicators B3.1.4</p> <ul style="list-style-type: none"> • # of courses or trainings designed for governments, coastal communities and other relevant stakeholders in response to climate change impacts to strengthen levels of adaptive capacity of CT6, by 2030. • # of community-resilient and adaptation programs implemented to strengthen levels of adaptive capacity of CT6 coastal communities and local governments, by 2030. • Amount of climate-financing/ investments for coastal communities by the partners to strengthen levels of adaptive capacity of CT6 coastal communities and local governments, by 2030.

OUTCOME	OUTPUT	INDICATORS
Regional Activity B3.1: Improve capacity in generating and reporting information on Climate Change risks		
<p>Outcome B3.1.1</p> <p>By 2030, knowledge on climate change is updated, recorded, reported, managed and utilized as guidance for regional and national programs</p>		<p>Outcome Indicator B3.1.1</p> <ul style="list-style-type: none"> # of knowledge management platforms are developed and updated for capturing the lessons learnt and utilized as guidance for regional and national programs, by 2030.
	<p>Output B3.1.1.a</p> <p>By 2025, regional exchanges⁵, training and learning events are conducted on generating and reporting information on Climate Change Adaptation and risks</p>	<p>Output Indicator B3.1.1.a</p> <ul style="list-style-type: none"> # of regional exchanges, training and learning events are conducted for the various stakeholders/ participants on generating and reporting information on Climate Change Adaptation and risks (e.g. vulnerability index and adaptation assessments), by 2025. # of participants taking into account gender inclusivity, youth and different social groups in the regional exchanges, training and learning events on generating and reporting information on Climate Change Adaptation and risks (e.g. vulnerability index and adaptation assessments), by 2025.
	<p>Output B3.1.1.b</p> <p>By 2025, A knowledge management system dedicated to Climate Change Adaptation information is in place to support decision making in the CT region</p>	<p>Output Indicator B3.1.1.b</p> <ul style="list-style-type: none"> A knowledge management system (e.g., CT Atlas) dedicated to Climate Change Adaptation information is in place and utilized to support decision making in the CT region, by 2025.

5 Can be intra and inter and emphasis is on local communities on site.

OUTCOME	OUTPUT	INDICATORS
Regional Activity B3.2: Partnerships, Assessment and Implementation of Climate Change Adaptation for coastal environment and small-islands ecosystems		
<p>Outcome B3.2.1</p> <p>By 2030, vulnerability index and adaptation assessments, and Climate Change Adaptation initiatives are determined and conducted for coastal environment and small-island ecosystems by each CT6</p>		<p>Outcome Indicator B.3.2.1</p> <ul style="list-style-type: none"> # of vulnerability index and adaptation assessments, and Climate Change Adaptation initiatives for coastal environment and small-islands ecosystems are determined and conducted by each CT6, by 2030.
	<p>Output B3.2.1.a</p> <p>By 2025, Climate Change adaptation plan for coastal and small-islands ecosystem is developed and implemented</p>	<p>Output Indicators B.3.2.1.a</p> <ul style="list-style-type: none"> A Regional Climate Change adaptation plan is developed and implemented for coastal and small-islands ecosystem, by 2025.
<p>Outcome B3.2.2</p> <p>By 2030, Partnerships with private sectors and strategic Partners to support the vulnerability assessments training, promulgation, and implementation are established</p>		<p>Outcome Indicator B3.2.2</p> <ul style="list-style-type: none"> # of partnerships with private sectors and strategic Partners to support the vulnerability assessments training, promulgation, and implementation are established, by 2030.
	<p>Output B3.2.2.a</p> <p>By 2025, Partnerships with private sectors and CTI Partners are developed on investment programs, local investment plans, sustainable enterprises, and capacity building programs, and priority projects/activities for Climate Change Adaptation</p>	<p>Output Indicator B3.2.2.a</p> <ul style="list-style-type: none"> # of partnerships/ collaboration with private sectors and CTI Partners are identified and developed for supporting investment programs, local investment plans, sustainable enterprises, and capacity building programs, and priority projects/ activities for Climate Change Adaptation by 2025.

OUTCOME	OUTPUT	INDICATORS
OBJECTIVE C: CTI-CFF Governance, Leadership and Partnership		
TARGET C1: Good governance, effective leadership and productive strategic partnerships achieved		
<p>Target Outcome C1.1:</p> <p>A strengthened CTI-CFF Regional Secretariat effectively takes the lead in coordinating the implementation and monitoring of RPOA 2.0 with CT6 and Partners, aligning with the CT6 National Plans of Action (NPOAs) and other relevant international platforms and initiatives.</p>		<p>Target Outcome Indicator C1.1</p> <ul style="list-style-type: none"> • # of reports (work and financial plans) captures that the CTI-CFF Regional Secretariat is strengthened (via Good governance, effective leadership and productive strategic partnerships) to effectively take the lead in coordinating the implementation and monitoring of RPOA 2.0 with CT6 and Partners, aligning with the CT6 National Plans of Action (NPOAs) and other relevant international platforms and initiatives. • # of joint communique/reports to high level international and regional platforms such as UNFCCC COP, CBD COP, SDG meetings, Paris Agreement, CMS, Ramsar, MarPol, UNCLOS, PSM, CITES etc. • # of Working Groups coordinated/ facilitated by RS in the implementation and monitoring of RPOA 2.0, in considering and taking into account the CT6 National Plans of Action (NPOAs) and other relevant international platforms and initiatives.
	<p>Target Output C1.1.1</p> <p>By 2025, a regional knowledge platform to share technologies, information, techniques, methodologies and approaches is developed and utilized by CT6 and RS to enable regional exchange, shared lessons and best practices</p>	<p>Target Output Indicator C1.1.1</p> <ul style="list-style-type: none"> • A regional knowledge platform is developed and utilized by CT6 Member Countries and the Regional Secretariat] to share technologies, information, techniques, methodologies and approaches to enable regional exchange, shared lessons and best practices, by 2025 • # of CT6 countries are using the developed regional knowledge platform to share technologies, information, techniques, methodologies and approaches, from 2025 onwards.

OUTCOME	OUTPUT	INDICATORS
	<p>Target Output C1.1.2</p> <p>By 2025, the coordination mechanisms within the Regional Secretariat, and between Coral Triangle Member Countries and Partners are strengthened for the RPOA 2.0</p>	<p>Target Output Indicator C1.1.2</p> <ul style="list-style-type: none"> • Effective and efficient WGs meetings/call meetings, M&E reporting system, reporting system with COMs and CSOs, NCCs, Partners for the RPOA 2.0, by 2025.
	<p>Target Output C1.1.3</p> <p>Centre of Excellence in each CT6 country supports capacity development</p>	<p>Target Output Indicator C1.1.3</p> <ul style="list-style-type: none"> • # of (virtual/online) Centre of Excellence (CoE) established in each CT6 country to support capacity development • # of trainings and # of people (men, women, and different social groups) trained by the Centre of Excellence through appropriate platforms
	<p>Target Output C1.1.4</p> <p>By each year, RS publishes an annual progress report that shows increase in achievement of its targets/objectives demonstrating effective implementation of its key strategies</p>	<p>Target Output Indicator C1.1.4</p> <ul style="list-style-type: none"> • A progressive annual report is published by RS by each year
	<p>Target Output C1.1.5</p> <p>By 2025, Innovative sustainable finance opportunities are considered and pursued to support resourcing of the RPOA 2.0 priorities, and the Regional Secretariat, which underpins long-term organizational effectiveness of member countries as relevant</p>	<p>Target Output Indicator C1.1.5</p> <ul style="list-style-type: none"> • # of innovative sustainable finance opportunities and mechanisms are considered and pursued to support implementation or operationalization of the RPOA 2.0 priorities, and the Regional Secretariat, which underpins long-term organizational effectiveness of member countries as relevant, by 2025 • # of investments, collaborations and partnerships forged and engaged by CT6 member countries and partners with RS and its governance bodies.

OUTCOME	OUTPUT	INDICATORS
	<p>Target Output C1.1.6</p> <p>By 2025, an efficient M&E mechanism is established for RPOA 2.0.</p>	<p>Target Output Indicator C1.1.6</p> <ul style="list-style-type: none"> • An effective M&E mechanism is established in CTI-CFF to support implementation of RPOA 2.0 in CT6 region, by 2025 • # of CT6 countries that have adopted the newly developed M&E mechanism for RPOA 2.0 implementation and countries are reporting on progress of the indicators, by 2025.
	<p>Target Output C1.1.7</p> <p>By 2025, an operational and programmatic RPOA 2.0 resource mobilization plan is developed and used to support adequate and sustainable funding for RPOA 2.0 implementation</p>	<p>Target Output Indicator C1.1.7</p> <ul style="list-style-type: none"> • An operational and programmatic RPOA 2.0 resource mobilization plan is developed and used to support adequate and sustainable funding for RPOA 2.0 implementation, by 2025. • # of activities funded for RPOA 2.0 implementation received from the CT6 member countries and partners for an operational and programmatic RPOA 2.0 resource mobilization plan.
	<p>Target Output C1.1.8</p> <p>By 2025, overall facilitation and management of the CTI-CFF and RPOA 2.0 is strengthened through development of work plans, budgets, monitoring & evaluation and communication tools, and oversight</p>	<p>Target Output Indicator C1.1.8</p> <ul style="list-style-type: none"> • # of RS staff trained in the overall facilitation and management of the CTI-CFF and is strengthened through development of work plans, budgets, monitoring & evaluation and communication tools, and oversight • # of work plans, budgets, M&E, and communication tools and oversight are used to strengthen the overall facilitation and management of the CTI-CFF and RPOA 2.0 , by 2025.
	<p>Target Output C1.1.9</p> <p>By 2030, collaboration among the CT6 on the RPOA 2.0 are achieved, as part of regional cooperation with international organizations.</p>	<p>Target Output Indicator C1.1.9</p> <ul style="list-style-type: none"> • # of collaboration among the CT6 on the RPOA 2.0 are achieved, as part of regional cooperation with international organizations, by 2030.

OUTCOME	OUTPUT	INDICATORS
	<p>Target Output C1.1.10</p> <p>By 2022, the governance mechanism is implemented, and CTI-CFF Member Countries remain up-to-date with progress, which effectively results in measurable progress on the RPOA 2.0</p>	<p>Target Output Indicator C1.1.10</p> <ul style="list-style-type: none"> • A governance framework and mechanism are introduced and developed by the CTI-CFF and effectively implemented, and CTI-CFF Member Countries remain up-to-date with progress, which effectively results in measurable progress on the RPOA 2.0, by 2022 • # of M&E reports, Baselines, Annual reports, Mid-term Evaluation and Final Evaluation of RPOA 2.0 and shared with relevant levels of governance Working Groups, NCCs, strategic partners, SOM, MM. • # of performance audit, Management ISO etc produce excellent results for RPOA 2.0 implementation.
<p>Regional Activity C1.1: The CTI CFF governance mechanism is strengthened through the adoption and implementation of the RPOA 2.0</p>		
<p>Outcome C1.1.1</p> <p>Upon the adoption of the RPOA 2.0, the CTI-CFF governance mechanism, including M&E and reporting, is strengthened and functional and countries remain updated</p>		<p>Outcome Indicator C1.1.1</p> <ul style="list-style-type: none"> • # of tools and templates [e.g.: M&E plan, Indicator Performance Tracking Table (IPTT) and CT Atlas] are developed, functional and implemented in alignment with CTI-CFF governance mechanism, including M&E and reporting, is strengthened and countries remain updated, upon the adoption of the RPOA 2.0.
	<p>Output C1.1.1.a</p> <p>Adoption and implementation of RPOA 2.0 with full commitment from CTI-CFF leaders, NCCs and partners</p>	<p>Output Indicator C1.1.1.a</p> <ul style="list-style-type: none"> • # of collaborations/ projects/ initiatives/activities/events implemented with regard to RPOA 2.0 regional activities by partners/ collaborators/donors with CTI-CFF leaders and CT6 NCCs.

OUTCOME	OUTPUT	INDICATORS
	<p>Output C1.1.1.b</p> <p>Production and use of high-quality reports from SOM, quarterly WG meetings, and M&E to track the implementation of communication and financial strategies among others, and related tools for measuring progress and overall impacts of RPOA 2.0 and decision-making</p>	<p>Output Indicator C1.1.1.b</p> <ul style="list-style-type: none"> # of M&E reports that can guide CT6 for decision-making/interventions and raise public awareness for the implementation of the RPOA 2.0 including communication, financial and implementation strategies that can be shared with relevant target audiences and to track the progress and benefits of the RPOA 2.0
<p>Outcome C1.1.2</p> <p>Upon the adoption of the RPOA 2.0, new partnerships and collaborations are established and current collaborations are strengthened and improved through MEAL strategy, communication strategy and financial strategy for improved implementation of the activities in the CTI-CFF region</p>		<p>Outcome Indicator C1.1.2</p> <ul style="list-style-type: none"> # of new partnerships and collaborations are established and current collaborations are strengthened and improved through Monitoring, Evaluation, Accountability and Learning (MEAL) strategy, communication strategy and financial strategy for improved implementation of the activities in the CTI-CFF region, upon the adoption of the RPOA 2.0.
	<p>Output C1.1.2.a</p> <p>Increased facilitation of partners dialogues and establishment of bilateral/multilateral partnerships to support the implementation of RPOA 2.0</p>	<p>Output Indicator C1.1.2.a</p> <ul style="list-style-type: none"> # of commitments/agreements/resolutions from partners' dialogues held to support the implementation of RPOA 2.0 # of bilateral/multilateral partnerships (e.g. ASEAN, CBD SOI) established to support the implementation of RPOA 2.0

OUTCOME	OUTPUT	INDICATORS
Regional Activity C1.2: Develop a priority regional score card and dashboard to evaluate the potential contribution of newly proposed priority actions and new partnerships towards CTI-CFF objectives and follow-up accordingly.		
<p>Outcome C1.2.1</p> <p>Develop a priority regional score card and dashboard to evaluate the potential contribution of newly proposed priority actions and new partnerships towards CTI-CFF objectives and follow up accordingly.</p>		<p>Outcome Indicator C1.2.1</p> <ul style="list-style-type: none"> # of priority regional score card and dashboard developed for each newly proposed priority actions and new partnerships in order to evaluate their potential contributions towards CTI-CFF objectives and follow up accordingly.
	<p>Output C1.2.1.a</p> <p>By 2023, a priority regional score card and dashboard are developed</p>	<p>Output indicators C1.2.1.a</p> <ul style="list-style-type: none"> A priority regional score card and dashboard developed, by 2023. # of CT6 countries implementing/achieving the parameters in each of the developed priority regional score card and dashboard.
<p>Outcome C1.2.2</p> <p>The RS promotes the achievements of targets in the RPOA 2.0 through recommendations of management, advocacy and partnership options</p>		<p>Outcome Indicator C1.2.2.</p> <ul style="list-style-type: none"> # of recommendations of management, advocacy and partnership options are supported and promoted by RS to achieve targets of RPOA 2.0 in CT6 region by 2030
	<p>Output C1.2.2.a</p> <p>Organize annual SOM, prepare regional workplans and budgets, and facilitate quarterly TWG meetings and support adaptive management for effective implementation of the RPOA 2.0 taking into account opportunities for gender and youth specific capacity development</p>	<p>Output indicators C1.2.2.a</p> <ul style="list-style-type: none"> # of annual SOMs, regional workplans and budgets prepared by RS to support effective implementation of RPOA 2.0, taking into account opportunities for gender and youth specific capacity development # of quarterly TWG and CCIs meetings conducted by RS to support effective implementation of RPOA 2.0, taking into account opportunities for gender and youth specific capacity development. # of participants from CT6 countries participating in TWG meetings and SOM (by gender and other social groups).

OUTCOME	OUTPUT	INDICATORS
Regional Activity C1.3: CTI-CFF Regional Secretariat to facilitate and monitor the implementation of the communication strategy to raise the CTI - CFF's profile at the regional and international levels		
<p>Outcome C1.3.1</p> <p>[By 2025, increased understanding, involvement and support, of stakeholders to CTI-CFF initiatives</p>		<p>Outcome Indicator C1.3.1</p> <ul style="list-style-type: none"> • # of key messages/reports/ awareness campaigns/CEPA in the CTI communication strategy produced and disseminated by RS to targeted audiences/ stakeholders to increase understanding, involvement and support for CTI-CFF initiatives, at regional and international level, by 2025. • # of communication partnerships, whole-of citizen and/or multi-stakeholder approaches are supported, strengthened through effective, impactful operational or implementation plan of the CTI-CFF communication strategy and its tools
	<p>Output C1.3.1.a</p> <p>Annual increase of public and stakeholder engagement, participation and support of CTI-CFF</p>	<p>Output Indicator C1.3.1.a</p> <ul style="list-style-type: none"> • Increasing # of public and stakeholder engagement, participation and support of CTI-CFF annually
	<p>Output C1.3.1.b</p> <p>By 2030, targeted number /percentage of communication strategies and tools, as per communication strategy are conducted/ implemented to support RPOA 2.0 achievement by RS, CT6 governments and other stakeholders/ audiences</p>	<p>Output Indicator C1.3.1.b</p> <ul style="list-style-type: none"> • # of targeted communication strategies and tools, as per communication strategy are conducted/implemented to support RPOA 2.0 achievement by RS, CT6 governments and other stakeholders/ audiences, by 2030. • # of CT6 countries governments and other stakeholders/ audiences / partners implemented the developed communication strategies and tools.

OUTCOME	OUTPUT	INDICATORS
	<p>Output C1.3.1.c</p> <p>By 2025, targeted communication partnerships, whole-of citizen and/or multi-stakeholder approaches are supported, strengthened through effective, impactful operational or implementation plan of the CTI-CFF com strategy and its tools</p>	<p>Output Indicator C1.3.1.c</p> <ul style="list-style-type: none"> # of targeted communication partnerships, whole-of citizen and/or multi-stakeholder approaches are supported, strengthened through effective, impactful operational or implementation plan of the CTI-CFF communication strategy and its tools, regionally and internationally, by 2025.
<p>Regional Activity C1.4: Development of policy and science-based research studies that cuts across all the objectives A to C for decision-making on key regional/global issues that will have significant impacts on the CT Region's marine and coastal communities.</p>		
<p>Outcome C1.4.1</p> <p>Key decision makers are supported by private sector actors with science-based information to make informed decisions, policies and actions to implement CTI-CFF objectives</p>		<p>Outcome Indicators C1.4.1</p> <ul style="list-style-type: none"> # of relevant policy and science-based information to support key decision makers to make informed decisions and actions to implement CTI-CFF objectives.
	<p>Output C1.4.1.a</p> <p>By 2025, there is continuous delivery of policy position papers and value propositions to key decision makers and private sector actors that are reflective of the CTI-CFF priorities and opportunities</p>	<p>Output Indicator C1.4.1.a</p> <ul style="list-style-type: none"> # of policy position papers and value propositions are delivered to key decision makers and private sector actors that are reflective of the CTI-CFF priorities and opportunities, by 2025.
	<p>Output C1.4.1.b</p> <p>Prompt delivery of science-based research findings and recommendations to key issues, needs and priorities for decision-making of the CTI-CFF</p>	<p>Output Indicator C1.4.1.b</p> <ul style="list-style-type: none"> # of science-based research findings and recommendations on key issues, needs and priorities are delivered by RS for decision-making of the CTI-CFF.

OUTCOME	OUTPUT	INDICATORS
	<p>Output C1.4.1.c</p> <p>By 2023, management plans and educational tools are developed, taking into account land-based activities having impacts on the marine and coastal environment</p>	<p>Output Indicator C1.4.1.c</p> <ul style="list-style-type: none"> # of management plans and educational tools/module are developed, for key regional and international issues, considering the land-based activities having impacts on the marine and coastal environment, by 2023.
<p>Regional Activity C1.5: Strengthening the facilitation and coordination roles of the Regional Secretariat in the implementation of the RPOA 2.0</p>		
<p>Outcome C1.5.1:</p> <p>Effective and efficient Regional Secretariat responsive to the commitments and needs of the CT6 and other stakeholders through an established system of monitoring, reporting and coordinated implementation of the RPOA 2.0</p>		<p>Outcome Indicator C1.5.1:</p> <ul style="list-style-type: none"> An effective and efficient system of monitoring, reporting and coordinated implementation of the RPOA 2.0. is established and utilized by Regional Secretariat to respond to the commitments and needs of the CT6 and other stakeholders. # of commitments and needs of the CT6 and other stakeholders are effectively and efficiently responded to by the Regional Secretariat responsive through an established system of monitoring, reporting and coordinated implementation of the RPOA 2.0
	<p>Output C1.5.1.a</p> <p>By 2023, CT ATLAS is accessible and operationally functioning as an updated platform for regional information/ data and for tracking implementation of the RPOA 2.0</p>	<p>Output indicator C1.5.1.a</p> <ul style="list-style-type: none"> An updated CT ATLAS platform is accessible and operationally functioning for regional information/ data and for tracking implementation of the RPOA 2.0, by 2023. # of RPOA 2.0 Outcome and Output indicators incorporated into the CT Atlas to track the progress of the implementation of RPOA 2.0.
	<p>Output C1.5.1.b</p> <p>Capacity building is supported and strengthened within RS and among CT6 member countries</p>	<p>Output indicator C1.5.1.b</p> <ul style="list-style-type: none"> # of capacity building activities (e.g: training, courses, workshops, mentorships etc) organized to support and strengthen RS and CT6 member countries. # of participants (men, women and different social groups) from CT6 member countries capacitated through capacity building activities.

OUTCOME	OUTPUT	INDICATORS
	<p>Output C1.5.1.c</p> <p>Ensuring clear resource mobilization strategy is in place and is effectively implemented</p>	<p>Output indicator C1.5.1.c</p> <ul style="list-style-type: none"> • A clear resource mobilization strategy is developed, in place and is effectively implemented, as evidenced by: <ul style="list-style-type: none"> a. Grants Awarding manual and procedure b. Grants proposal procedure c. Sustainable Financial Mechanism d. Staff recruitment and mobilization • # of activities funded or supported received from partners and member countries.
<p>Outcome C1.5.2:</p> <p>Global and regional recognition of the CTI-CFF Regional Secretariat as a key player on the importance of the CTI region in marine and coastal ecosystems, communities and people, and food security</p>		<p>Outcome indicator C1.5.2:</p> <ul style="list-style-type: none"> • # of Global and regional recognitions of the CTI-CFF Regional Secretariat as a key player on the importance of the CTI region in marine and coastal ecosystems, communities and people, and food security • # of invitations received by RS to participate in global, regional, high level events (e.g.: UN meetings, ICRI, CBD, UNFCCC COPs etc) to present issues as a key player on the importance of the CTI region in marine and coastal ecosystems, communities and people, and food security. • # of invitations/funding awards/ Grants received by RS to participate in large collaboration/ projects/ initiatives/ programs globally and regionally.
	<p>Output C1.5.2.a</p> <p>Annual calendar of events such as TWG Meetings/ Exchanges, SOM, MM and other meetings are timely organized, conducted and published at the end of the preceding year by the CTI-CFF Regional Secretariat</p>	<p>Output indicator C1.5.2.a</p> <ul style="list-style-type: none"> • # of events such as TWG Meetings/ Exchanges, SOM, MM and other meetings are timely organized, conducted and published at the end of the preceding year by the CTI-CFF Regional Secretariat

OUTCOME	OUTPUT	INDICATORS
	<p>Output C1.5.2.b</p> <p>Reports, recommendations, studies, policy papers as mandated by the CT6 governments are timely delivered and developed, submitted and promoted by RS</p>	<p>Output indicator C1.5.2.b</p> <ul style="list-style-type: none"> # of reports, recommendations, studies, policy papers as mandated by the CT6 governments are timely delivered and developed, submitted and promoted by the Regional Secretariat.
	<p>Output C1.5.2.c</p> <p>RS continues to develop and/or improve its internal (admin/financial/operational) processes for effective and efficient delivery of CTI-CFF activities in coordination with CT6 governments, development partners, collaborators and key stakeholders</p>	<p>Output indicator C1.5.2.c</p> <ul style="list-style-type: none"> # of measures and strategies are taken by RS to develop and/or improve its internal (admin/financial/operational) processes for effective and efficient delivery of CTI-CFF activities in coordination with CT6 governments, development partners, collaborators and key stakeholders.
	<p>Output C1.5.2.d</p> <p>Annual Accomplishments (physical and audited financial report) and proposed work programs for the succeeding year are reported to SOM and MM</p>	<p>Output indicator C1.5.2.d</p> <ul style="list-style-type: none"> # of reports to SOM and MM on Annual Accomplishments (physical and audited financial report) and proposed work programs for the succeeding year.
	<p>Output C1.5.2.e</p> <p>Upon approval of procedural manuals, provisions and prescriptions are complied with by the Staff of RS</p>	<p>Output indicator C1.5.2.e</p> <ul style="list-style-type: none"> Approved procedural manuals are in place for compliance by RS.



The background is a solid teal color with a pattern of white, wavy, curved lines that resemble stylized waves or abstract brushstrokes. The lines are scattered across the page, creating a dynamic and textured effect.

RESOURCE NEEDS

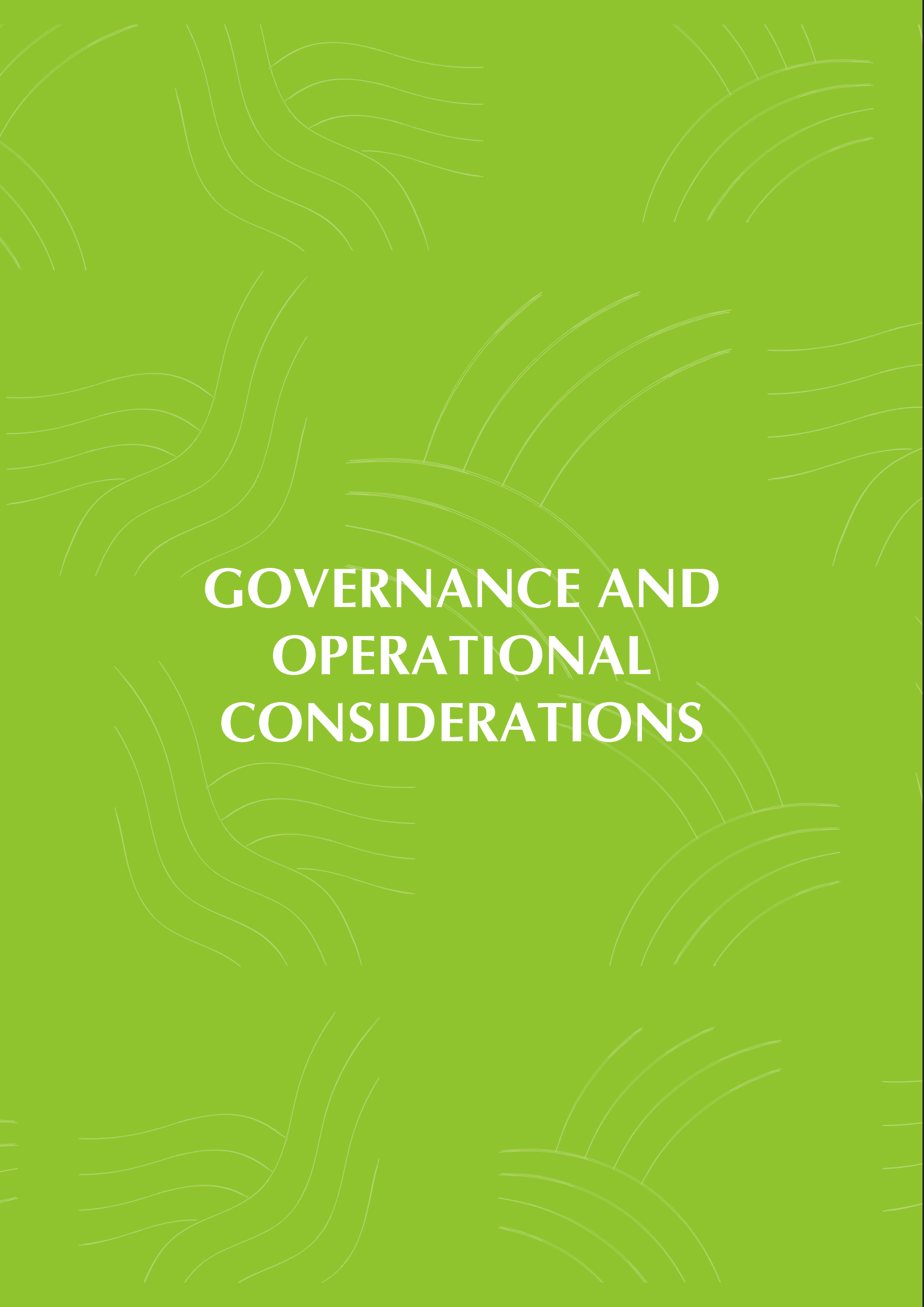


6.0 RESOURCE NEEDS

Following the endorsement of the new RPOA, a detailed budget for its implementation during 2021 to 2030 will need to be prepared. The detailed budget shall cover basic operations of the Regional Secretariat in support of internal coordination of a limited number of coordination mechanisms such as the Senior Officials Meeting (SOM); funds to implement priority external functions such as strategic communications, development of partnerships and monitoring & evaluation (M&E); and funds to implement national priority programs in each of the CT6 countries.

Taking into account that the Country Contribution needs to be continued at the minimum level to support administrative/operations of the Regional Secretariat, sustainable financing mechanism through Regional Conservation Trust Fund is being prepared to support the activities. Other supports needed in capacity development, trainings and cross cutting initiatives from partners.

Please refer to Financial Strategy for more information (Annex 3).



GOVERNANCE AND OPERATIONAL CONSIDERATIONS



7.0 GOVERNANCE AND OPERATIONAL CONSIDERATIONS

That role of the Regional Secretariat can be changed depending on the performance, financial and system audit throughout its operation. The Technical Working Groups should meet regularly and proactively lead the implementation and decision-making process on the prioritization of CTI activities and does communication and outreach activities with support from the Regional Secretariat.

Governance Working Groups (GWGs), Cross-Cutting Initiatives (CCIs) and Scientific Advisory Group (SAG) complement and actively support the Technical Working Groups in terms of providing inputs in the internal and external operations of RS, cross-cutting themes and scientific information to support CTI-CFF Implementation.

Please refer to Implementation Strategy for more information (Annex 1).





ANNEXES

ANNEX 1 IMPLEMENTATION STRATEGY



ANNEX 1

Regional Plan of Action (RPOA) 2.0

IMPLEMENTATION STRATEGY

2021 - 2030



**CORAL TRIANGLE
INITIATIVE**
ON CORAL REEFS, FISHERIES
AND FOOD SECURITY





**CORAL TRIANGLE
INITIATIVE**
ON CORAL REEFS, FISHERIES
AND FOOD SECURITY



IMPLEMENTATION STRATEGY FOR THE REGIONAL PLAN OF ACTION 2.0

**CORAL TRIANGLE INITIATIVE ON CORAL REEFS,
FISHERIES AND FOOD SECURITY**

2021-2030

CORAL TRIANGLE INITIATIVE ON CORAL REEFS, FISHERIES AND FOOD SECURITY

**REGIONAL SECRETARIAT
JL. A.A. MARAMIS KAYUWATU, KAIRAGI II
MANADO, NORTH SULAWESI 95254
INDONESIA**

CONTENTS

INTRODUCTION	91
GOALS 2021 – 2030	92
GUIDING PRINCIPLES	93
GOVERNANCE AND OPERATIONAL CONSIDERATIONS	94
• MONITORING AND EVALUATION	96
• THE M&E PLAN FRAMEWORK	97
• DATA COLLECTION AND INFORMATION SHARING AND CT ATLAS	99
KNOWLEDGE AND DATA MANAGEMENT SYSTEM	100
CTI-CFF RELEVANCE TO GLOBAL TARGETS	101

INTRODUCTION

First endorsed in 2009, the 10-year RPOA provides the guiding framework for the Coral Triangle Initiative on CTI-CFF and has led to a wide range of accomplishments in the CTI region (i.e., marine region covering segments of the waters of the six member countries, comprising of Indonesia, Malaysia, Papua New Guinea, Philippines, Solomon Islands, and Timor-Leste).

CTI-CFF success in implementing previous 10-year Regional Plan of Action proves that this Initiative is important in improving the management of coral reef, fisheries and food security in the region. With more ambitious goals for the next 10 years, CTI CFF looks forward to ensuring coastal communities and coastal and marine ecosystems in the CT region are more resilient/able to adapt to impacts of climate change, natural and anthropogenic threats, by improving food security, sustainable fisheries and coastal livelihoods.

As the commitments in the RPOA 1.0 are implemented, the CT6 and partners anticipate achieving tangible and measurable improvements in the health of the CT marine and coastal ecosystems, status of the CT Fisheries, and in food security and well-being of the communities which depend on them. To further support such improvements, the RPOA 2.0 is developed to focus and align regional collaboration in support of outcomes that will be considered beneficial by the CT6 Countries in the next ten years for 2021 to 2030, with review in 2025 and is focused to allow for relevant, feasible, and measurable impacts.

This implementation strategy is to serve as a guideline for the implementation of CTI-CFF objectives and activities of the 10-year Regional Plan of Action goals of RPOA 2.0. Moreover, this document aims to help CTI-CFF perform its duties in facilitating regional collaboration around sustainable development policies and practices related to marine resource utilization.

GOALS 2021 – 2030

There are two goals of RPOA 2.0, these are:

- ♣ By 2025, coastal communities and coastal and marine ecosystems are enabled to cope with the impacts of climate change, natural and anthropogenic threats, in the Coral Triangle region, due to measurable increased regional collaboration between the CT6 and our partners, for the implementation of the RPOA 2.0 facilitated through a strong and effective CTI-CFF.
- ♣ By 2030, coastal communities and coastal and marine ecosystems in the CT region are more resilient/able to adapt to impacts of climate change, natural and anthropogenic threats, by improving food security, sustainable fisheries and coastal livelihoods.

GUIDING PRINCIPLES

The following components shall form part of all the program implementation be undertaken:

- ♣ CTI should be recognized as the main source of reference point for marine biodiversity conservation, sustainable development, poverty reduction and equitable benefit sharing in the Coral Triangle Region.
- ♣ Implementation of RPOA 2.0 should be guided by the spirit of inclusive collaboration, partnership and multi-stakeholder engagement. Multiple stakeholder groups should be actively engaged in the implementation, including other national governments, local governments, NGOs, private sector companies, bilateral donor agencies, multilateral agencies, universities and research agencies, as well as coastal communities including Person with Disability (PWDs), women and youth.
- ♣ Implementation of RPOA 2.0 should be centered on concrete and quantitative goals with proper preparation, budgeting and documentation of activities.

GOVERNANCE AND OPERATIONAL CONSIDERATIONS

Successful implementation of the CTI-CFF Regional Plan of Action—with its wide-ranging and ambitious scope—requires well-structured and highly effective coordination mechanisms across different levels in the organizations (Figure 1). The CTI-CFF operates through core decision-making and implementing bodies, including the Council of Ministers (COM), Committee of Senior Officials (CSO) and National Coordinating Committee (NCC), all of which are being facilitated by the Regional Secretariat (RS).

The COM is the highest formal decision-making body of the CTI-CFF which meets every two (2) years and has the authority to approve and adopt CTI-CFF resolutions during Ministerial Meetings (MM). The Chair position of CTI-COM rotates every two (2) years among member countries in alphabetical order by reference to the first letter of the countries' names. The CSO is composed of designated senior government officials from the six (6) countries who are tasked to oversee and provide guidance on decisions of CTI-CFF and provide direction to the RS. The RS facilitates and coordinates activities to implement RPOA 2.0. and serve as the primary communication platform for all stakeholders.

The NCC is the members of the organization representing each member country. It is represented by officials from different government agencies. In addition to this, NCC can form a Technical Working Group (TWG) with representatives composed of technical experts nominated by the six countries' NCCs. TWGs should meet regularly and proactively lead the implementation and decision-making process on the prioritisation of CTI activities and implement communication and outreach activities with support from RS. Each working group is led by a Chair and Vice/Co-Chair and provides inputs and recommendations to SOM, NCC and RS.

Governance Working Groups (GWGs) and Cross-Cutting Initiatives (CCIs) complement and actively support the TWGs in terms of providing inputs in the internal and external operations of RS, cross-cutting themes and scientific information to support CTI-CFF Implementation. Other country governments outside CT6, strategic partners and international organizations provide technical and scientific expertise as well as funding support in the implementation of activities.

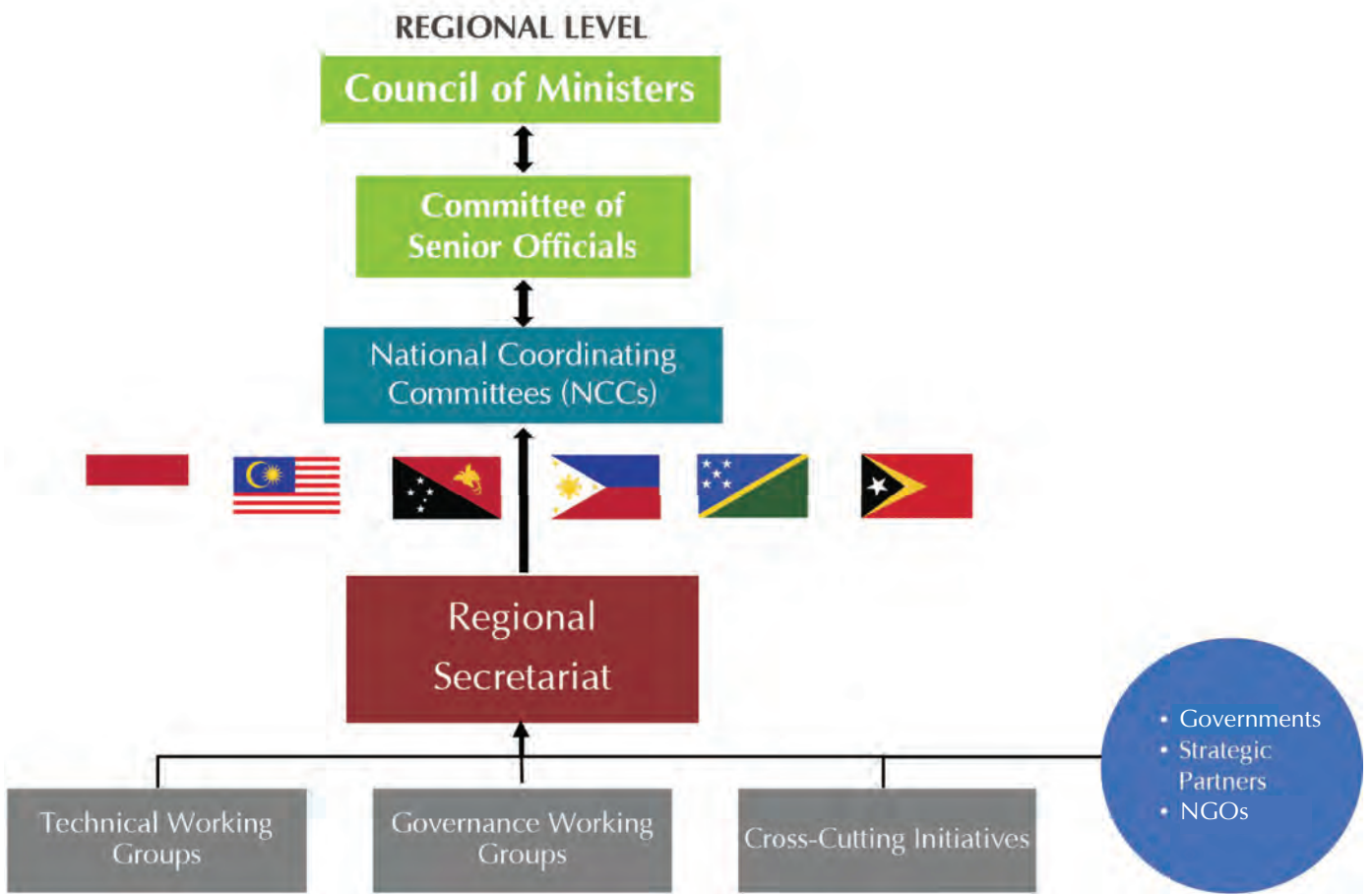


Figure 1. CTI-CFF Organizational Structure

MONITORING AND EVALUATION

Monitoring and evaluation (M&E) under the Coral Triangle Initiative on (CTI) is a vital component of adaptive project planning and management that is central to the attainment of the program's goal of sustaining the flow of benefits from marine and coastal resources in the Coral Triangle region. It involves the regular, systematic, and timely monitoring, measurement, and evaluation of the results of program actions to improve effectiveness and efficiency of operations, use of resources, and delivery of benefits; ensure the relevance of interventions; enhance collaboration and accountability of actions; and share lessons as input to well-informed decision making. In essence, the goal of monitoring and evaluation (M&E) in the CTI-CFF is to provide reliable, quality, and strategic information to management and stakeholders on the performance and results of the program as input to planning, implementation, and information exchange as well as to optimize implementation and sustain impacts. Under RPOA 2.0, monitoring and evaluation feeds into the program to promote and facilitate evidence-based learning, culture and knowledge sharing and fundraising activities within the CTI-CFF.

The strategy describes the approach of the CTI-CFF on M&E with the view of improving the existing system towards reliability, responsiveness, and sustainability. It utilizes the program's principles and commitment to action as guide and builds on the RPOA 2.0 and strong foundation on cooperation, learning, and knowledge sharing.

THE M&E PLAN FRAMEWORK

This RPOA 2.0 has 2 goals, 3 objectives, 7 Targets, 17 Regional Activities, 33 Outcomes, 90 Outputs.

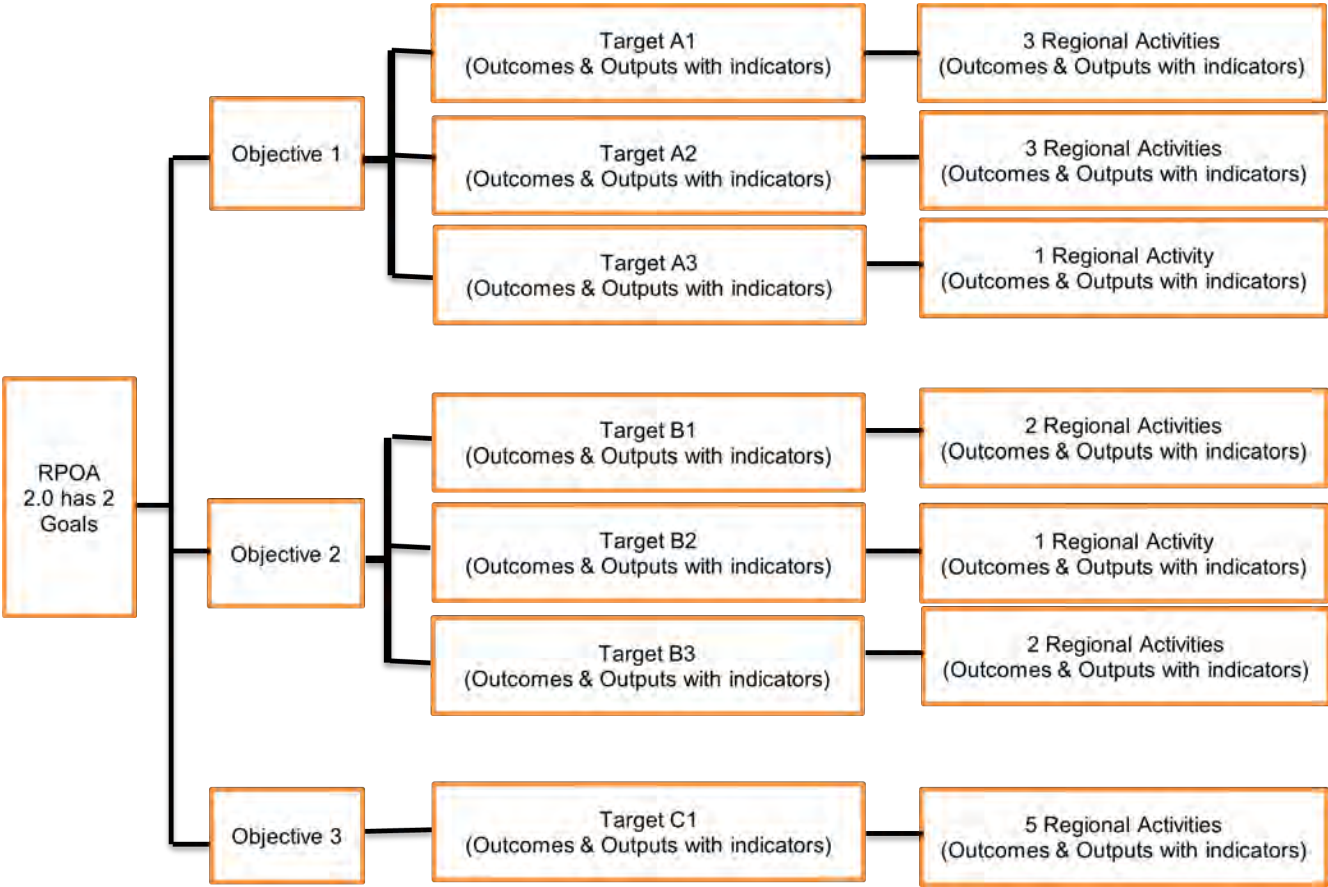


Figure 2. Alignment of Regional plan of Action 2.0.

The M&E plan framework presents the following measurable Objectives, Targets, Regional Activities of the RPOA 2.0. This framework also includes indicators, M&E target to be achieved, data frequency, data flow, means of verification and reporting. Evaluating and tracking the activities undertaken by using various methods such as survey, testing, questionnaire, interview or focus group discussion. Reporting will be made twice to the Committee of Senior Officials and Council of Ministers, in 2025 and at the conclusion of the plan in 2030.

The M&E plan framework presents the following measurable Objectives, Targets, Regional Activities of the RPOA 2.0. This framework also includes indicators, M&E target to be achieved, data frequency, data flow, means of verification and reporting. Evaluating and tracking the activities undertaken by using various methods such as survey, testing, questionnaire, interview or focus group discussion. Reporting will be made twice to the Committee of Senior Officials and Council of Ministers, in 2025 and at the conclusion of the plan in 2030.

RPOA 2.0 Objectives, Targets and Regional Activities

Objective A: By 2030, health of coastal and marine ecosystems, priority threatened species and fisheries in the Coral Triangle region are improved through effective management actions.

➤ TARGET A1: CORAL REEFS, MANGROVES AND SEAGRASS BEDS

- Regional Activity A1.1 Support and/or strengthen regional and national conservation and management actions of coastal and marine ecosystems (coral reefs, mangroves, and seagrass beds) in the Priority Seascapes and Coral Triangle Marine Protected Area System (CTMPAS) through strategic partnerships.
- Regional Activity A1.2 Develop and execute sustainable finance strategies, and other innovative financing models, to increase financial self-reliance, for the management of the coastal and marine ecosystems in Priority Seascapes and CTMPAS.
- Regional Activity A1.3 Mainstream Ecosystem based adaptation and mitigation approaches for CT6 members and partners under the CTI-CFF framework.

➤ TARGET A2 THREATENED SPECIES

- Regional Activity A2.1 Develop and implement strategies and initiatives for addressing waste management and marine pollution in the Coral Triangle region.
- Regional Activity A2.2 Effectively address and combat illegal wildlife trade, including increased regional collaboration and improved monitoring efforts, in the Coral Triangle region.
- Regional Activity A2.3 Establishing and managing effective migratory species (marine mammals, sea turtles, sharks and rays) corridors in the Coral Triangle region.

➤ TARGET A3 HEALTHY AND PRODUCTIVE FISHERIES

- Regional Activity A3.1 Build on existing sub-regional groupings and implement transboundary actions in support of addressing IUU fishing in the CT Region.

Objective B: By 2030, Risk resilience and socioeconomic conditions, in particular food security and coastal livelihoods, of communities living in the Coral Triangle region are improved.

➤ TARGET B1 FOOD SECURITY AND COASTAL LIVELIHOODS

- Regional Activity B1.1 Implementation of the COASTFISH regional framework for sustainable coastal fisheries and poverty reduction initiatives in achieving food security and improving coastal livelihoods
- Regional Activity B1.2 Strengthen sustainable marine tourism and other related or allied livelihood enterprises in the Coral Triangle Region to improve the well-being of coastal communities.

➤ TARGET B2 GENDER EQUALITY AND SOCIAL INCLUSION

- Regional Activity B2.1 Implementation of Gender Equality and Social Inclusion (GESI) Policy.

➤ **TARGET B3 CLIMATE-RESILIENT COMMUNITIES**

- Regional Activity B3.1 Improve capacity in generating and reporting information on Climate Change risks.
- Regional Activity B3.2 Partnerships, Assessment and Implementation of Climate Change Adaptation for coastal environment and small-islands ecosystems.

Objective C: CTI-CFF Governance, Leadership and Partnership.

➤ **TARGET C1 GOOD GOVERNANCE, EFFECTIVE LEADERSHIP AND PRODUCTIVE STRATEGIC PARTNERSHIPS ACHIEVED.**

- Regional Activity C1.1 The CTI CFF governance mechanism is strengthened through the adoption and implementation of the RPOA 2.0.
- Regional Activity C1.2 Develop a priority regional score card and dashboard to evaluate the potential contribution of newly proposed priority actions and new partnerships towards CTI-CFF objectives and follow-up accordingly.
- Regional Activity C1.3 CTI-CFF Regional Secretariat to facilitate and monitor the implementation of the communication strategy to raise the CTI - CFF's profile at the regional and international levels.
- Regional Activity C1.4 Development of policy and science-based research studies that cuts across all the objectives A to C for decision-making on key regional/global issues that will have significant impacts on the CT Region's marine and coastal communities.
- Regional Activity C1.5 Strengthening the facilitation and coordination roles of the Regional Secretariat in the implementation of the RPOA 2.0.

DATA COLLECTION AND INFORMATION SHARING AND CT ATLAS

Regional Secretariat (RS) will collect data from the contributor whether directly or through Working Groups (WG) or National Coordinating Committee (NCC) based on the approved the revised M&E Data Collection and Information Sharing Mechanism during SOM 16. RS receives data directly from the contributor, via the CT Atlas website, and the data will go through the process as describe in below figures. RS also receives data directly from the contributor, but not via the CT Atlas website, then the data will be verified by RS, and/or the WG/NCC.

After the validation, considering the RPOA 2.0/RPOA 1.0 /NPOA, the analyzed data/required information will be presented at SOM, if necessary. Based on the decision from SOM, the final product will be prepared for external sharing such as publication through CTI-CFF website and/or internal sharing such as distribution through emails. The final product includes reports, information management materials, policy recommendation, strategy, audio-visuals, etc.

RS receives data directly from the contributor, via the CT Atlas website, then it will go through the process as described below:

1. Contributors submit the online spatial data/static map/publication/image data contribution form and must agree to the terms and conditions and license agreement.
2. System will notify Administrator/IT Officer RS about the new submission, through an automatic email
3. After 1st and 2nd level approval it will be published in the CT Atlas.

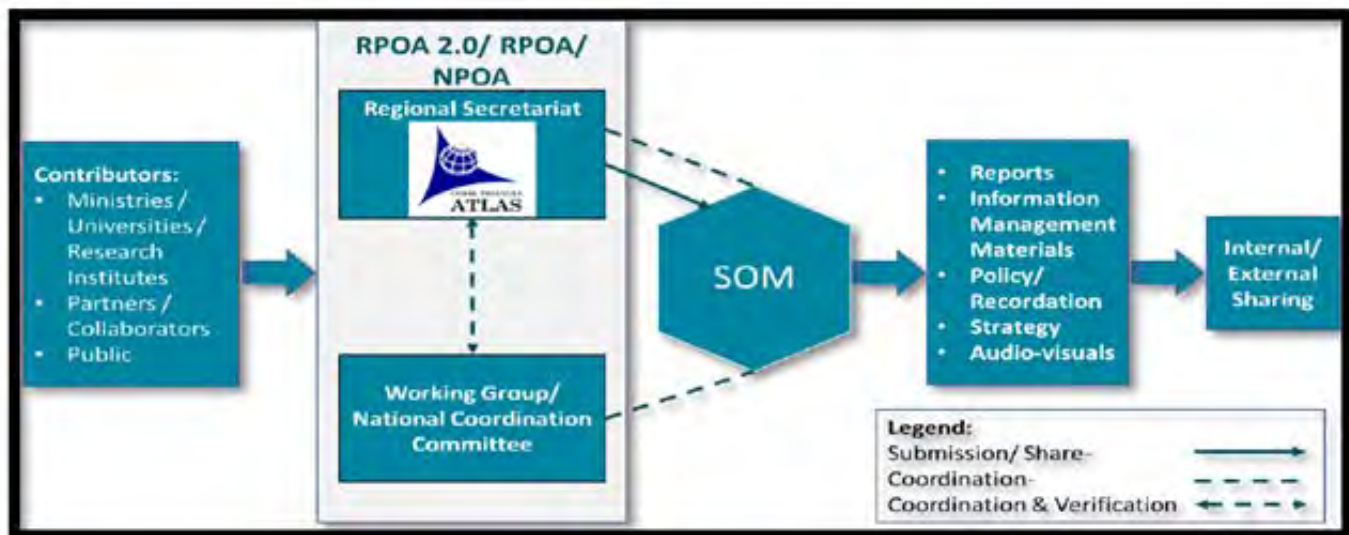


Figure 3. Data Collection and Information Sharing Mechanism

CT Atlas Data Contribution Mechanism

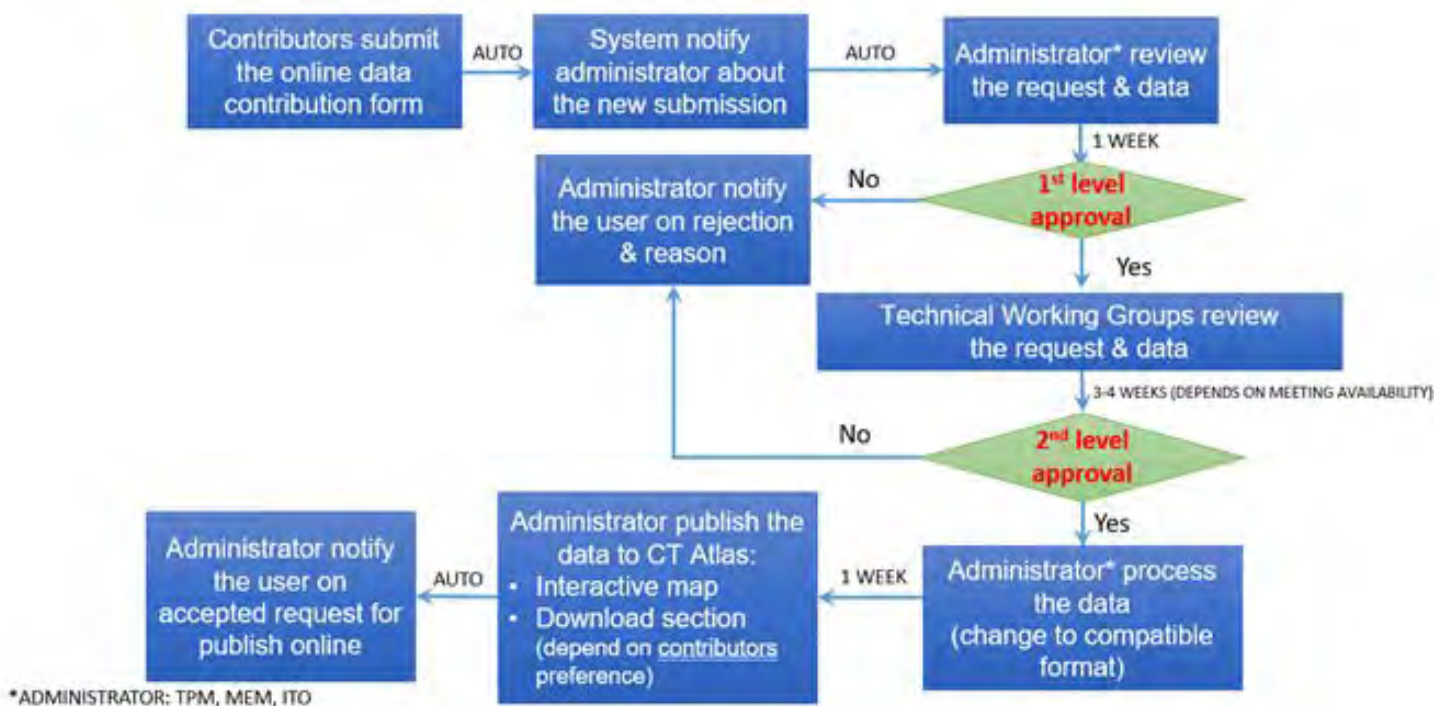


Figure 4. CT Atlas Data Collection Flowchart

KNOWLEDGE AND DATA MANAGEMENT SYSTEM

Effective information sharing and efficient decision-making on issues relating to the CTI-CFF RPOA can be achieved with an enhanced knowledge and data management system at the RS as well as NCCs. RS shall continue to maintain and manage the knowledge and data management system and ensure that all metadata are properly organized for easy accessing of information. A training for NCCs, Working Groups and CTI Partners will be implemented for effective converging and managing of information and supporting information sharing and communication activities.

CTI-CFF RELEVANCE TO GLOBAL TARGETS

CTI-CFF are increasing the efficiency and relevance of its goals and objectives by complementing existing Global Frameworks and Initiative such as:

- CTI-CFF supports the UN Convention on Biological Diversity (CBD) goals and targets of ensuring the protection of land and sea areas, especially areas of particular importance for biodiversity and its contributions to people, are conserved through effectively and equitably managed, ecologically representative and well-connected systems of protected areas and other effective area based conservation measures, and integrated into the wider landscapes and seascapes in the CT Region within CTI-CFF Technical Working Groups.
- UN 2015 Sustainable Development Goal (SDG), Goal 14 “Life below water” that aims to conserve and sustainably use the oceans, seas and marine resources for sustainable development by its work in protecting marine habitat, sustainable fisheries, marine sustainable tourism and climate change adaptation in small-Island within CT Region.
- UN 2021 Climate Change Conference, COP-26 in Glasgow that agree to secure global net zero by mid-century and keep 1.5 degrees within reach, adapt to protect communities and natural habitats mobilize finance and work together as to tackle climate issues. CTI-CFF complement these goals with its work on Climate Change Adaptation Working Group (CCA-WG) and Trust Fund Development for independent and sustainable financing to support Fisheries and Marine Conservation.
- Collaborative action of CTI-CFF with South Pacific Regional Environment Programme (SPREP), Association of Southeast Asian Nations ASEAN, Asia-Pacific Economic Cooperation (APEC), Coordinating Body on the Seas of East Asia (COBSEA) and its Regional Action Plan on Marine Litter (RAP MALI) and Experts WG on Marine Litter, United Nations Environment Programme (UNEP) Regional Seas programmes, the Global Programme of Action for the Protection of the Marine Environment from Land-Based Activities, and Sustainable Development Goals and Post-2030 Agenda, on marine plastic litter.

ANNEX 2 COMMUNICATION STRATEGY

ANNEX 2



**COMMUNICATION
STRATEGY
RPOA 2.0**

**2021
2030**

**REGIONAL PLAN OF ACTION
(RPOA) 2.0**

CTI-CFF Regional Secretariat



**CORAL TRIANGLE
INITIATIVE**
ON CORAL REEFS, FISHERIES
AND FOOD SECURITY





**CORAL TRIANGLE
INITIATIVE**
ON CORAL REEFS, FISHERIES
AND FOOD SECURITY



COMMUNICATIONS STRATEGY FOR THE REGIONAL PLAN OF ACTION 2.0

**CORAL TRIANGLE INITIATIVE ON CORAL REEFS,
FISHERIES AND FOOD SECURITY**

2021-2030

CORAL TRIANGLE INITIATIVE ON CORAL REEFS, FISHERIES AND FOOD SECURITY

**REGIONAL SECRETARIAT
JL. A.A. MARAMIS KAYUWATU, KAIRAGI II
MANADO, NORTH SULAWESI 95254
INDONESIA**

CONTENTS

I. INTRODUCTION AND PURPOSE	107
II. COMMUNICATION GOALS	108
III. GUIDING PRINCIPLES	109
IV. DELIVERY OF COMMUNICATION STRATEGY	111
A. MESSAGES	111
B. STRATEGIES AND APPROACHES	112
C. TARGET AUDIENCE	114
D. COMMUNICATION TOOLS/CHANNELS	116
V. THE COMMUNICATION TEAM	118
VI. IMPLEMENTATION MECHANISM	119
ANNEX 1. AUDIENCE SPECIFIC COMMUNICATION MESSAGES	121
ANNEX 2. COMMUNICATION ACTIVITIES FROM 2022-2030	126

I. INTRODUCTION AND PURPOSE

This communication strategy is informed by data collected from desktop research; a brief review of the RPOA 1.0, particularly the review of the communication landscape surrounding the messages and outreach activities of the CTI-CFF; focus interviews; and output of the two-day workshop relating to the development of strategic communications for RPOA 2.0 prepared by PT Hatfield Indonesia in July 2019 commissioned by CTI-CFF through the Regional Secretariat to assist in the preparation of the RPOA 2.0 as well as insights from the series of draft RPOA 2.0 writeshop.

Following the review and finalization of the draft RPOA 2.0, its outcomes, outputs and indicators, this communication strategy is prepared for better engagement and stronger leadership in carrying out the Regional Plan of Action 2.0 (RPOA 2.0).

II. COMMUNICATION GOALS

The overall goal of the Communication Strategy is for the Coral Triangle Initiative to be the most effective driver of discourse and behaviour change on matters relevant to food security, climate change and marine biodiversity within the Coral Triangle region. The plan is rooted on four overarching communication goals as follows:

1. **Foster understanding and appreciation on the importance of CTI-CFF as a platform for regional collaboration in addressing crosscutting issues that are of regional and global impact.**

This goal supports CTI-CFF's efforts to secure high-level stakeholder buy-in Southeast Asia and the Pacific. The communication strategy and activities should enable stakeholders to recognize the role of CTI-CFF in fulfilling government mandates, achieving business objectives, and realizing sustainable development targets. Communication will contribute towards the end goal of creating policy changes and executing programs at the regional and national frameworks for coastal and marine ecosystems, threatened species and fisheries towards improvement of food security and coastal livelihoods in the Coral Triangle region.

2. **Position CTI-CFF as a thought leader, an expert, and custodian of knowledge on Coral Triangle; and as a high-level and prestigious enabler of stakeholder outreach and partnerships on matters related to ocean conservation.**

This goal highlights the need for communication strategies and activities to help CTI-CFF mobilize donors, partners, philanthropists, and funding institutions to co-present and/or participate in programs towards CTI-CFF goals, objectives and outcomes. It is imperative to convince stakeholders and groups at regional and national levels to work with CT6 countries and partners in championing identified causes that yield mutual benefits.

3. **Generate significant public awareness and enhance communities' appreciation, knowledge and attitude towards CTI-CFF benefits, thus, empowering inclusive and/or active participation of the public, communities, sectors and governments.**

This goal aligns with CTI-CFF's desired behaviour change among CT region's population, particularly in priority areas. Communication efforts will implement activities that will effectively educate the public about the initiative.

4. **Deliver and sustain operational efficiencies and effectiveness of CTI-CFF communications at regional and national levels.**

This goal aligns with RPOA 2.0 goal of producing effective and impactful communication tools and approaches in order to better engage with and encourage support from target audiences at the regional and national levels.

III. GUIDING PRINCIPLES

1. **Agree on the principle of consensus among CTI-CFF Member Countries**

Information and/or messages to be conveyed in communication, education and public awareness material shall be based on agreed/approved discussion among CTI-CFF Member Countries and/or CTI Partners in order to have a unified voice on issues concerning marine and coastal management protection, food security, climate change, , gender equality and other related topics.

2. **Adaptive and targeted messaging**

The key to effective implementation of this Communication Strategy will be ensuring that the messages are adapted to fit the constantly changing scenarios and issues in the region and in each CTI-CFF Member Countries and the priorities of CTI-CFF. Communications shall be prepared and will respond to issues in a timely manner to better raise awareness and understanding and foster support to CTI-CFF and its goals among target audience.

3. **Respect the cultures of each CTI-CFF Member Country in the design and implementation of communication**

In the development of communication, education and public awareness material, the uniqueness, colour and vibrance of each of the CTI-CFF Member Country's culture shall be depicted with respect and honour.

4. **Message should be clear and specific and strengthened by facts and practical examples**

In developing communication messages, the Regional Secretariat and/or CTI partners should always ensure clarity of message and be able to outline specific issues and required action based on the goals of CTI-CFF and/or RPOA 2.0. Further, for effective communication, messages must be backed by specific facts generated by credible studies/researches, images, testimonials and/or best practices /stories.

5. **Appropriate and extensive use of communication channels and tools**

Efficient and effective communication strategy implementation shall be achieved by designing and utilising appropriate communication tools to targeted audiences. Thus, it is important to understand the communication environment of the target audiences and use appropriate communication tools/channels to adapt to that reality. Communication channels shall also be extensively used in order to reach a wider audience.

6. **Promote gender equality and social inclusion**

The preparation of messages and communication, education and public awareness materials shall [ID, SB, MY, PH recognize the gender roles including] fair representation of men, women, youth, Persons with Disabilities (Pw Ds) and different sector groups and ensure that their depiction conveys positive image to the target audience. Image selection and choice of words shall be given careful attention. CTI-CFF Women Leaders Forum, CTI-CFF Partners and stakeholders working on and/or advocating gender equality may be consulted during the preparatory process of the communication material.

7. **Ethical use of men, women, Persons with Disabilities (Pw Ds), youth, children and different sector groups' images and stories**

Images and stories highlighting the contribution of men, women, youth, ID, SB, MY: children, Pw Ds and different sector groups in marine and coastal management and conservation at the regional, national and community levels shall be treated with dignity, respect and in accordance with relevant regional and international intellectual property rights rules. Individuals who will be part of the featured stories shall be informed of the intended purpose of the publication and where it will be published.

8. **Implementation of communication activities in the spirit of CTI-CFF Member Countries solidarity**

The design and implementation of communication activities shall carefully consider the shared mission and goals of CTI-CFF and the RPOA 2.0. Understanding and appreciation on the importance of CTI-CFF as a regional initiative and regional collaboration in addressing cross-cutting issues that have global, regional, and national impacts will be at the forefront of any communication activity.

IV. DELIVERY OF COMMUNICATION STRATEGY

A. MESSAGES

The communication, information and education materials shall entail clear messages including careful consideration on appropriate materials; be systematically prepared and produced in a step-by-step approach; be carefully monitored and approved to ensure high quality. When logos of CTI partners and/or other stakeholders are to be added on a material, official approvals will be secured.

The key messages should resonate with the public and should effectively position and differentiate CTI-CFF from many other advocacies that the like-minded organizations seek to address. The consistent use of messages is essential to fostering understanding on the cause and in building the CTI-CFF image.

Key Messages

A. Coral Triangle

1. THE CORAL TRIANGLE IS A HOME AND A COMMUNITY TO MANY

The heart of the world's oceans, the Coral Triangle is host to 37% of the world's species of reef fish, more than 75% of all known corals and also home of 425 million people more than one-third in coastal communities in Southeast Asia and the Pacific. When the Coral Triangle is destroyed, it impacts not just biodiversity, but coastal communities from our own countries.

2. THE CORAL TRIANGLE IS IN CRISIS, AND SO IS OUR FOOD SECURITY

Amid ocean destruction and unsustainable use of marine resources, the Coral Triangle finds itself in extreme danger. The marine food chain is at risk of collapse, thus threatening food security. Soon, people will find no more fish and seafood to eat.

Climate change, IUU, unsustainable tourism, habitat destruction and poor governance are just some of the threats that are affecting the Coral Triangle region that puts the livelihood and food security of the people at risk.

3. THE CORAL TRIANGLE A UNIQUE MARINE RESOURCE AND IS KEY TO POVERTY ALLEVIATION

Protecting the Coral Triangle shall benefit the poor and vulnerable the most. When the ocean is healthy, the poor and vulnerable communities thrive and hope for better lives arise

B. CTI-CFF

1. The CTI-CFF is a trusted platform for regional cooperation and collaboration, delivering shared commitments and finding solutions to ensure the healthy environment of coastal and marine ecosystems, priority threatened species and fisheries for the well-being of the communities in the Coral Triangle.
2. The CTI-CFF works with various regional and international groups towards improving risk resilience and socio-economic conditions, in particular food security and coastal livelihoods, of communities living in the Coral Triangle region.
3. The CTI-CFF is involved in promoting and advancing cutting-edge scientific research on fisheries, marine resource conservation, and food security for the Coral Triangle region

The CTI-CFF Messages has three components:

1. **ADVOCACY MESSAGES** are messages that highlight the important components of CTI-CFF's mission. It zooms in on the advocacy. It markets the cause and seeks to convince the audience why it should matter to them and why it deserves their support.
2. **CALL TO ACTION** are messages intended to elicit desired results from target audience, it is vital that messages clearly indicate the call to action. Any messages to be designed should be simple and direct to the point, but broad enough to be customized per audience. The call-to-action messages should be approved by CT6 Member Countries and key partners.
3. **INSTITUTIONAL MESSAGES** describe the profile of the institution/ organization behind the advocacy. These messages help establish the institution's image and credibility among target audience.

B. STRATEGIES AND APPROACHES

STRATEGY NO. 1. ITS THE MISSION, NOT THE INSTITUTION.

It is critical that the goals and objectives of the RPOA 2.0 are communicated to targeted audiences, particularly activities and projects that would have benefit and impact to them. Though most of the activities at the regional level involves workshops, training, meetings and the like, it is important to highlight these activities would contribute to the goals of the RPOA and impact the lives of the targeted audience.

Strategy No. 1 entails the following approaches:

Market the cause. For this approach, it is important to be guided by the following questions:

1. What is the urgent concern?
2. What does CTI-CFF intends to accomplish?
3. What makes CTI-CFF's advocacies different from others?
4. Why must target audience support the cause?

Highlight the call to action. Craft messages that clearly state what the audience must do. Apply the concept of behaviour change communication. Every communication touch point should lead toward achieving the desired [ID, MY, PH, SB: level of awareness and education and change in behaviour – donating funds, enacting policies, partnering with the initiative, mobilizing network, participating in key events, helping save the ocean through simple individual actions, etc. The call to action messages should be approved by CT6 Member Countries and key partners

Enable the audience to participate. Review the key messages to see if it is backed by technical equipment and appropriate facilities that will allow audience to support the cause they decide to do so. Align with program and technical teams to ensure follow-through actions resulting from the communication happen. Parallel to communication is the development of institutional mechanisms and programs that will give target audience opportunities to act on the messages delivered.

Distinguish the tasks. Ideally, have one communication officer focus on the advocacy and another to work on institutional communication. Each area has its distinct objectives. The former markets the cause to gain support while the latter is about building the institution's reputation to build credibility and trust among stakeholders.

A Communications Team led by the Communications and Information Manager shall provide coordination, oversight and implementation of the communication strategies to support both Corporate Services and Program Services of RS and CTI-CFF in general.

Highlight successes, lessons learned and best practices, target stories from beneficiaries as well as information on measurable impacts or outcomes of CTI Programme. Successes, lessons learnt and best practices from projects implemented by RS and CTI-CFF Member Countries shall be collected, compiled and disseminated in order to highlight the impact of CTI-CFF's initiatives and interventions.

STRATEGY NO. 2. GO BIG OR LOSE.

In a crowded communication space, where development issues compete for everyone's attention, it has become more imperative for CTI- CFF to produce compelling communication materials and activities that would stand out and resonate with target audience. Messages must touch on issues that are relevant to the audience's day-to-day lives. It must deliver to a wider range of audience and a substantial volume of people for it to create a regional impact.

The strategy 'Go Big' means carrying out the following communication approaches:

Maximize mainstream media. Get as much positive media mileage as possible; target television networks, publications, digital channels, and on-demand content platforms that have huge audience share and followers. Develop relations with media professionals and work with them to identify possible content for news coverage, documentaries, special features, and/or talk shows. Explore media placements or advertisements in major channels and high-trafficked digital platforms.

Focus and magnify. Identify areas to focus on and rally NCCs, partners, and everyone involved in communicating CTI-CFF towards it. Strengthen specific flagship events instead of spreading out resources into small initiatives. Zoom in on a particular umbrella topic and key message for a specific period. This increases chances for the messages to spread out and create impact

Catch the big fish. Prioritize partnership efforts with those that will significantly result in communication success and behaviour change. Target only a small number of specific individuals and organizations to focus effort. Utilise stakeholder mapping and profiling in identifying target audiences. Results of the activity should serve as input in designing a Stakeholder Engagement Plan for CTI-CFF.

Segment and customize. Think big by categorizing every group of people that CTI-CFF must communicate with and by knowing what type of approach will work for each. Specific initiatives must take into consideration the unique characteristics of each target group and the dynamics within. A 'one size fits all' and 'plug-and- play' communication will not work. Have a huge spread of the communication tools ready – key messages, communication materials, activities, and concepts – and identify which to use depends on the target audience.

STRATEGY NO. 3. DRIVE AND THRIVE.

The CTI-CFF communication must start strong from the first two strategies. To thrive, it must form part of the strategic core of the CTI-CFF structure and RPOA 2.0. Efforts must be initiated and driven by CTI-CFF leaders and the Regional Secretariat.

As observed in the review of the RPOA 1.0 Communications, there is a need to strengthen communication leadership at the CTI-CFF. The Regional Secretariat is looking into the aspect of improvement and strengthening the Regional Secretariat as elaborated in the RPOA 2.0 to be able to better facilitate and coordinate activities, including communication campaigns at the regional level.

Leaders should see the value and role of communications in the entire advocacy. They should be able to rally and inspire the CTI-CFF Member Countries, together with partners, to collaborate and support communication efforts both at the regional and domestic levels. Towards this end, the following actions are proposed:

Embed communication roles into each of the CTI-CFF Technical Working Groups Integrate communications in the RPOA 2.0. Communication is integral in achieving most, if not all of the CTI-CFF goals. It is imperative that communication is explicitly stated in the regional plan of actions in the next ten years. Include indicators for successful communication in the RPOA 2.0 targets, outcomes, and/or intermediate results.

Align communications with M&E. Ensure that the M&E Framework takes into consideration communication goals and objectives. The RS Communication team must closely work with M&E team to plot communication targets; monitor progress; see where communication could still be lacking; and identify how successes as shown in the M&E results can be utilized to strengthen CTI-CFF messages and to improve storytelling.

Empower RS and NCC Communications Point Persons. Address skills and knowledge gaps among individuals tasked to communicate about the CTI-CFF. Offer capability-building programs on newswriting, strategic communications planning, social media communications, and media relations, among others. Mandate regular NCC communications coordination and online meetings for purposes of best practices sharing, knowledge transfer, alignment of efforts, resource-sharing, and documentation.

Allocate substantial funds for regional communications. With CTI-CFF Communications at the core of RPOA 2.0, the Regional Secretariat [SB: through the Communications Team must provide an “annual/specific communications workplan to be compiled and considered for funding and technical support by RS, development partners, etc. and a close estimate of the costs needed to effectively drive communications and achieve objectives. Funds for the following must be considered: high-quality production of CTI-CFF communication and education materials, massive media campaign, regular coordination and gathering of Communication TWG, capability building for communications staff and TWG members, and hiring and engaging communication professionals and experts.

C. TARGET AUDIENCE

Due to its multi-faceted characteristics and wide-ranging scope - geographically and topically, CTI-CFF communication targets a variety of audience at the regional as well national and local levels. Target audience depends on the communication objectives and the organization tasked to work on delivering such objectives. It is important to categorize the audiences, as not all can be reached through the same channels or require the same information.

1. **Government (Government Leaders and/or Senior Official/NCCs)**

The governments are key to driving institutional changes relevant to the Coral Triangle given its power to enact and enforce policies, authority to execute conservation and related programs, resource capacity for initiatives within its mandate, and influence over stakeholders under its jurisdiction.

The CTI-CFF will communicate with CTI-CFF Member Countries and various provincial and local government units within the Coral Triangle region.

The implementation of RPOA 2.0 at the CT6 country level is within the domain of the identified ministries that form part of the CTI-CFF leadership. Engagement with the ministries will be continued to be strengthened. Further, engagement with other ministries will play relevant roles in the RPOA 2.0.

The NCCs are also enjoined to engage government officials at the provincial and city/municipal levels, to achieve wider impact and reach out at the grassroots level. Likewise, regional efforts were undertaken to improve local government participation and capacity building initiatives.

2. **Global Regional Companies/Business Sector**

Industry practices create the greatest impact (adversely and positively) on the Coral Triangle, its marine resources, and coastal communities. Private companies should be targeted and be key partners to effect positive changes perceived by CTI-CFF. They can act independently and pursue initiatives without the need to go through bureaucratic channels or convince constituents. Communication activities shall target the business sector in order to build and/or strengthen partnership towards implementation of goals, objectives and outcomes.

3. **Knowledge Sources**

Knowledge Sources refer to the third group of target audience – academicians, international development agencies, multilateral organizations, non-profit groups, science research think tanks, etc. These organizations not only serve as sources of information about Coral Triangle but also contribute through funding, technical assistance, on-ground community building, and capability building.

International Strategic Partners

The goal is to increase funding support from international development partners including the Asian Development Bank (ADB), Global Environment Facility (GEF), UN Food and Agriculture Office, UNEP, GCF, World Bank, Ocean's 5, etc. It also seeks to partner with multi-government organizations including the European Union, Asia Pacific Economic Forum (APEC), and Association of Southeast Asian Nations (ASEAN).

Local NGOs

There are several local Civil Society Organizations (CSOs) working on the ground in relation to ocean conservation and management. At times, they duplicate one another's efforts and implement overlapping projects. Partners from this sector vary. Some have a wider influence over the target audience; others are more science-driven, while some have greater funding support. A common denominator among them however is their passion for "the similar goals of CTI-CFF.

Academic and Research Institutions

The research outputs of the academic and research institutions will contribute to the body of knowledge relating but not limited to fisheries, biodiversity, natural resources, climate change risk management and poverty reduction] However these technical researches should be translated and simplified by CTI-CFF in layman's terms and communicated to a wider audience

4. The Public

People living within the CT region and those identified as critical stakeholders in pursuing the CTI-CFF agenda are categorized as the Public. They include members of the coastal communities (CT resource owners and beneficiaries), the CT6 population (CT resource consumers), and all other individuals and groups not classified above.

Coastal Communities

About 140 million people live in coastal communities who are directly dependent on Coral Triangle resources for their food and livelihood. Community members strong relationship with the sea is more pronounced and also vulnerable to socio-economic pressures/environmental changes. Coastal communities' strong relationship with the sea is more pronounced and also vulnerable to socio-economic pressures/environmental changes They have a long history of managing and protecting marine resources. It is important that CTI-CFF engage with a substantive number of coastal communities.

CT6 Population/ Resource Consumers/ General Public

Information dissemination about CTI-CFF is imperative as the CT6 region endeavours spread awareness and trigger desired actions about the cause. The public is encouraged to access information about CTI-CFF including research findings on the Coral Triangle, milestone initiatives, relevant policy changes, as well as events and activities open to the public. Further, the CTI-CFF categorizes the four target audiences into two levels: 1) regional and 2) national and local (Table 6). The Regional Secretariat is mandated to communicate with audiences at the regional level while the NCCs deal with those at national and local levels

Women, Youth and Persons with Disabilities (refer to gender principles of CTI-CFF GESI Policy)

The public particularly women, youth, persons with disabilities (Pw Ds) are targeted, so they could learn more about how CTI-CFF could impact their respective sectors, and how they can be involved in its advocacy. Women and youth are seen as important segments of society that can drive meaningful actions at the national and community levels whilst Pw Ds should have a full and effective participation and inclusion in the conservation and management of marine and coastal ecosystem. The gender principles of CTI- CFF GESI Policy shall be referred to guide design and implementation of communication strategies for these group of people.

Schools

Communication, information, and educational activities of the CTI-CF and RPOA 2.0 shall target schools in particular young children to raise awareness, appreciation and understanding in protecting the coastal and marine resources of the Coral Triangle at an early age. Schools may serve as partner institutions in providing learning on marine and coastal conservation and education.

CTI-CFF STRUCTURES

For internal communication purposes, this Communication Strategy adds another set of audience: the CTI-CFF structures. Communicating with and within this group - comprised of the CTI-CFF Regional Secretariat, NCC government officials and employees, academics, development partners, and NGOs – is imperative to ensure work synergy and message consistency.

D. COMMUNICATION TOOLS/CHANNELS

This section indicates some of the tools/channels that will be used in implementing the communication strategy as follows:

1. Print and/or Digital Materials for distribution

- CTI-CFF Annual Report
- CTI-CFF Status Report/Progress Report
- CTI-CFF Newsletter
- Policy paper(s)
- Joint Communiqué
- Study Reports
- Publication
- Factsheets/brochures/flyers/pamphlets
- Coffee table/booklets
- Banners/posters
- Photo stories/photo essays

2. Mass media tools and channels

- Tools
 - Opinion editorial
 - Media/Press releases (as appropriate, to highlight launch of significant project activity and achievements)
- Channels
 - Media breakfast/briefings
 - Media roundtables/radio & tv interviews
 - CTI Website
 - CT Atlas
 - Coral Triangle Day website
 - Online media including social media (Facebook, Twitter, YouTube, Instagram, Linked In)
 - Radio program (particular for communities to highlight success stories of projects and/or individuals in coastal communities)

3. Interpersonal/face-to-face/physical and/or virtual channels

- Dialogue/Forum
- Communication workshops/trainings/meetings/webinars/symposia
- Roadshow
- Promotional Campaign/Events
- University Tie-ups/Initiatives

4. Others

- Documentary or audio/visual
- Exhibits
- Communication promotional materials/giveaways

When selecting a tool and channel for message dissemination, several factors shall be considered such as the guiding principles, cost, human resources, time available, target audiences and information to be conveyed. The different communication channels and approaches such as mass and online media, community-based and interpersonal channels shall be used strategically to reinforce one another and maximize impact of the communication activity.

Approval of communication materials: Before printing or producing any communication material, the technical content must be cleared by relevant working groups, NCCs and/or CTI Partners. These formal approvals should have short deadlines, for timely delivery and dissemination of information. Branding guidelines of CTI-CFF must be adhered to.

V. THE COMMUNICATION TEAM

In the conclusion of the discussions regarding RPOA 2.0 with CT6 Member Countries, a lean staffing for the Communications Team is proposed with the following composition and functions:

1. Communications Manager: oversee and execute RS Communication strategy, media relations, and TWG coordination
2. Marketing and Information Officer: data gathering, content processing, and content development/writing for communication tools; events coordination and management
3. IT Officer: coordination and technical management of knowledge and data management systems

In the future, according to the 2019 Communication Strategy Workshop Report, the following are the proposed composition of the Communications Team to help promote RPOA 2.0:

1. RS Communications and Outreach Director (maybe a Communications Consultant): strategic communication, overall direction and guidance
2. Communications Manager: RS Communication implementation, media relations, and TWG coordination
3. Events and Outreach Manager (maybe outsourced; seasonal): RS project management and stakeholder engagement
4. RS Knowledge Management Officer and Webmaster (maybe outsourced): creatives, social media campaign, toolkit production (video, publications)
5. Writers (advocacy and institutional communications): data gathering, content processing, and content development/writing for communication tools
6. Graphic Artist: Design concept and execution for all communication tools
7. Events and outreach assistant: stakeholder coordination; 3rd party management for events and projects

In the future, there are rooms to add extra people to implement the communication strategy of RPOA 2.0 based on support from CTI Strategic Partners.

VI. IMPLEMENTATION MECHANISM

Duration and Key Partners

This Communication Strategy shall be implemented during the 10-year period of the RPOA 2.0 following the endorsement of the Committee of Senior Officials and Council of Ministers. CTICFF National Coordinating Committees, Working Groups and CTI Partners as well as other stakeholders shall be encouraged to participate in implementing key activities in this strategy.

Action Plan

In delivering this strategy, the Regional Secretariat of CTI-CFF shall facilitate and coordinate with CTI-CFF Member Countries and CTI Partners to ensure the implementation of proposed activities. Annex 2 presents the proposed key activities after the launch of RPOA 2.0. The implementation at the regional level shall be facilitated and coordinated by the Regional Secretariat while the activities at the national and local levels shall be overseen and coordinated by CTI NCC and CTI Partners. Writing of Concept Notes in collaboration with NCCs and Partners will be undertaken to ensure a holistic approach and well-representation of concerns/issues in the development of communication activities. While most of the activities will be regional in scope, it will also be implemented in each country as deemed appropriate. Finalization and approval of activities may be discussed in meetings and/or through official communication to ensure that the activity shall be carried out. Technical support may be sought from CTI Partners to ensure the success of the communication strategy.

Dissemination of Information based on evidence/research

One of the guiding principles is that the communication is strengthened by facts. Thus, it is important that Communications Team of the Regional Secretariat coordinate with working groups for information/data in the development of communication material. This technical information should be translated/repackaged in layman's terms for target audiences. Linking media, communicators, experts with research and academic institutions can be pursued in order to create a group that mutually benefit from each other, and this can be undertaken via forum, workshop, press conference/ briefing and the like.

Human Resource

The implementation of this Strategy shall require human resources that are skilled and/or experts in communication and information work. At the Regional Secretariat, a team shall be formed to oversee and execute the implementation of the CTI-CFF/RS Communication Strategy at the Regional Level. The Communication teams shall be exposed up-to-date communications tools to better disseminate information. Technical and/or financial support from CTI Partners may be tapped to provide additional human resource to help in the implementation of the strategy.

Financing

This Comms Strategy will serve as basis to guide financial support towards communications initiatives and programs by RS and CT6 member Countries and also by Development Partners.

Knowledge and Data Management System

Effective information sharing and efficient decision-making on issues relating to the CTI-CFF Regional Plan of Action can be achieved with an enhanced knowledge and data management system at the Regional Secretariat as well as NCCs. The Regional Secretariat shall continue to maintain and manage the knowledge and data management system and ensure that all metadata are properly organized for easy accessing of information. The Regional Secretariat shall continuously ensure that the system is free from any virus attacks and illegal intrusion/interception that may put confidential information at risk. A training for NCCs, Working Groups and CTI Partners shall be implemented for effective converging and managing of information and supporting information sharing and communication activities.

Monitoring and Evaluation

This will include performance indicators, means of verification and assumptions made. Evaluating communication activities may be undertaken by using various methods such as survey, testing, questionnaire, interview or focus group discussion. Reporting will be made to the Committee of Senior Officials and Council of Ministers at the conclusion of the plan.

ANNEX 1. AUDIENCE SPECIFIC COMMUNICATION MESSAGES

Note: This strategy is a living document which can be updated according to CTI-CFF's needs as it evolves.

AUDIENCE	MESSAGES	DESIRED BEHAVIOUR CHANGE
<p>1. Government (Government Leaders/Senior Officials/NCCs)</p>	<ol style="list-style-type: none"> 1. The CTI-CFF works to provide coastal communities and the poorest members of our countries the opportunity to continuously reap their income from the oceans, and to ensure availability of marine resources/ particularly fish and seafood. 2. Champion the protection of the Coral Triangle and help coastal communities grow and thrive. This shall be your legacy not only in (country name) but also in the entire Southeast Asia and the Pacific. 3. Development and implementation of regulations and guidelines by governments can significantly ensure a resilient and effectively managed marine and coastal ecosystems in the Coral Triangle. 4. Major cities and regions around the world are taking the leap to show their commitment and support to sustainable economic development by restoring ecosystems. The support and commitment of CTI-CFF Member Countries to promote ecotourism, create more protected areas for species conservation and coastal protection would contribute greatly to the conservation of ecosystems and promotion of sustainable development. 	<ul style="list-style-type: none"> • Accelerate policy changes required to deliver desired CTI-CFF/ RPOA 2.0 results • Allocate resources for policy enforcement • Develop and implement regulations and policies that will ensure the better management and protection of the resources in the Coral Triangle • Public awareness and education • Increase political will from the government leaders

AUDIENCE	MESSAGES	DESIRED BEHAVIOUR CHANGE
	<p>5. The government should put a significant investment in enhancing capacity, protection, tracking and monitoring of illegal wildlife trade in their country for it undermines sustainable development and community livelihood and safety, thus posing threat to economic opportunities.</p>	
<p>2. Business Sector</p>	<ol style="list-style-type: none"> 1. When corals grow and the ocean remains healthy, so will your catch (and cash). The CTI-CFF helps businesses dependent on the Coral Triangle ensure availability of marine resources through sustainable fishing and business practices. 2. Be ahead of your game! Join the CTI-CFF conversations and discover how you can transform your business into long-term profitability while showing you care. 3. Support CTI-CFF in its fisheries programs, projects and activities that promotes co-management of marine and coastal resources in order to create a beneficial change and reform in communities and society at large. 4. Contribute to improving resource and coastal and marine environment by investing and tying up with CTI-CFF in its various initiatives in the areas of fisheries, marine litter, climate change and food security. 5. Support government efforts in conducting environmental impact assessments to improve fisheries and aquaculture production. 	<ul style="list-style-type: none"> • Innovate and initiate changes in business operations in support of the CTI-CFF/RPOA 2.0 goals • Provide marketing and finding assistance to CTI-CFF/RPOA 2.0 goals • Partner with CTI-CFF in implementing programs and activities • Invest in activities, projects and programs initiated and/or supported by CTI-CFF • increase employment opportunity • increase costal community income

AUDIENCE	MESSAGES	DESIRED BEHAVIOUR CHANGE
<p>3. Knowledge Sources International Strategic Partners</p>	<ol style="list-style-type: none"> 1. Addressing the problems faced by the Coral Triangle is a step closer towards finding solutions to regional problems relating to ocean conservation, climate change, fisheries, livelihood, and food security. 2. Together, let's protect the Coral Triangle, find solutions to shared problems, and help the peoples of CT6 countries become more self-reliant communities. 3. International NGOs are important players and partners of the government in planning and management of coastal resources. Together, let's create innovative solutions and mobilize action towards efficient management of the resources of the Coral Triangle. 	<ol style="list-style-type: none"> 1. Provide more funds to support CTI-CFF projects, investments plans, sustainable enterprises and capacity building programs in different areas identified in the RPOA 2.0 2. Establish/strengthen strategic partnership with CTI-CFF in the implementation of the RPOA 2.0 goals and realizations of outcomes 3. Help raise and widen CTI-CFF visibility in international platforms to get more support for CTI initiatives
<p>Academic/Research Institutions</p>	<ol style="list-style-type: none"> 1. Academic/research institutions conduct researches that increases and contributes to the knowledge about critical threats to seas/oceans and their inhabitants and, thus provide the foundation for the creation of new framework and improvement of conservation policy. 2. Academic institutions can improve the quality of research and education on the sustainable management of coastal and marine areas to contribute. 3. Academic/research institutions can build innovative education pathway for students to deepen their understanding and increase interest in conducting research and/or work in the area of coastal and marine conservation. 	<ul style="list-style-type: none"> • Conduct research on coastal and marine conservation • Develop education conservation programs • Provide technical support through capability building

AUDIENCE	MESSAGES	DESIRED BEHAVIOUR CHANGE
<p>General Public (coastal communities, consumers, women, youth, PWDs, schools)</p>	<ol style="list-style-type: none"> 1. The Coral Triangle is ours. Let's take care of it. 2. Being part of an archipelagic region, almost one third of the CT6 countries' population depends on ocean and marine resources. The Coral Triangle provides our friends and families in coastal communities with almost everything they need, including livelihood. It attracts tourism and economic activities that benefits larger towns and communities. It is vital in securing that people in the entire region, and the world, shall continue to have fish and seafood today and tomorrow. 3. Women, youths, and traditional leaders play a significant role in the conservation and management of the marine and coastal resources in the Coral Triangle. They have been actively involved in the management and control of mangrove and seagrass beds in their local communities across the Coral Triangle region. 4. Youth can be ambassadors or change makers in their communities by sharing information they learned in youth preparedness programs and helping parents and communities to prepare for and manage disasters. 5. Persons with disabilities are especially vulnerable when disaster strikes. Hence, it is important that they are not left behind in the aftermath of a disaster. Their invaluable knowledge and experience in handling disaster can assist in better crafting disaster risk management plans. 	<ul style="list-style-type: none"> • Initiate and/or join discussions relating to the urgent concerns faced by the Coral Triangle • Take individual steps/actions to help protect the Coral Triangle • Participate in activities, workshops, training initiated and/or supported by CTI-CFF in areas identified in the RPOA 2.0

AUDIENCE	MESSAGES	DESIRED BEHAVIOUR CHANGE
	<ol style="list-style-type: none"> <li data-bbox="587 239 1070 376">6. Enjoy the marine and coastal environment responsibly. Do your share by reducing use of plastics. <li data-bbox="587 398 1070 779">7. The sustainable management of coastal and marine areas including their natural resources PH can be more effective with the involvement of all schools. Long-term education conservation program in schools can contribute in raising awareness and deepen understanding especially among young children. <li data-bbox="587 801 1070 1003">8. Learning institutions where educators are being formally trained so they can also deepen understanding and develop education conservation programs for their schools? 	

ANNEX 2. COMMUNICATION ACTIVITIES FROM 2022-2030

Note: The implementation of activities will be subject to financial resource availability and priorities.

PERIOD	PROJECT/ACTIVITY	COMMUNICATION TOOL/ CHANNEL
2022	<ul style="list-style-type: none"> • Prepare media plan (online and print) for the launch of RPOA 2.0 • Launch RPOA 2.0 as well as Sustainable Business Forum in conjunction with Leaders' Summit 	Media release, media coverage/press conference, online media promotion
2022-2023	<p><u>Waste management and marine pollution</u></p> <p>Develop and distribute campaign material tools and messages regarding threats to threatened species and on addressing the threats (e.g. marine pollution including marine debris, oil spill and Deep-Sea Tailing Disposal, and illegal fishing methods)</p>	Publications, media release, fact sheets, brochures, flyers, photo stories, photo essays, op-ed
2022-2030	<p><u>Coral reefs, mangroves and seagrass</u></p> <p>Develop communication materials developed highlighting the protection of coral reefs, seagrass beds and mangroves in each CT6 country</p>	Publications, media release, fact sheets, brochures, flyers, photo stories, photo essays, op-ed
	<p><u>Good governance</u></p> <ul style="list-style-type: none"> • Promote the reports on good governance, effective leadership and strategic partnerships of CTI-CFF • Promote joint communiques develop for high-level international and regional platforms • Prepare and promote the accomplishments of CTI-CFF in the annual report 	Publications, media release, fact sheets, brochures, flyers, photo stories, photo essays, op-ed

PERIOD	PROJECT/ACTIVITY	COMMUNICATION TOOL/ CHANNEL
2022-2030	<u>Regional Secretariat</u> <ul style="list-style-type: none"> Develop and disseminate communication materials relating to initiatives, projects, programs, meetings, and activities of CTI-CFF Implement activities relating to initiatives of CTI-CFF 	<ul style="list-style-type: none"> Media release, fact sheets, brochures, flyers CT Day, seminar, workshops
2023	<u>Illegal wildlife trade</u> <ul style="list-style-type: none"> Develop and disseminate materials focusing on combating illegal wildlife trade on priority threatened species (marine mammals, sea turtles, sharks, and rays) 	<ul style="list-style-type: none"> Media release, fact sheets, brochures, flyers
	<ul style="list-style-type: none"> Conduct regional campaign (e.g., symposia, webinars, and workshops) to combat illegal wildlife trade on priority threatened species (marine mammals, sea turtles, sharks, and rays) 	<ul style="list-style-type: none"> Regional campaign
	<u>COASTFISH</u> <ul style="list-style-type: none"> Upload relevant information COASTFISH in the CTI-CFF Knowledge Management Systems 	<ul style="list-style-type: none"> CTI website
	<u>GESI</u> <ul style="list-style-type: none"> Conduct communication activities on GESI to increase understanding and awareness Conduct surveys/assessments to measure understanding and awareness in NCCs 	<ul style="list-style-type: none"> Media release, fact sheets, brochures, flyers, media interviews Surveys
	<u>CT Atlas</u> <ul style="list-style-type: none"> Ensure functionality and updated content of CT Atlas 	<ul style="list-style-type: none"> Uploading of materials, images, in CT Atlas

PERIOD	PROJECT/ACTIVITY	COMMUNICATION TOOL/ CHANNEL
2023-2025	<u>COASTFISH</u> <ul style="list-style-type: none"> Develop and disseminate communication materials relating to knowledge, technology, and best practices on COASTFISH 	<ul style="list-style-type: none"> Publications, media release, fact sheets, brochures, flyers, photo stories, photo essays, op-ed
2023-2030	<u>Management of coastal and marine ecosystem</u> <ul style="list-style-type: none"> Develop advocacy materials, for seeking public and/or non-public finance to support conservation and management of ecosystem in CT6 countries 	<ul style="list-style-type: none"> Publications, media release, fact sheets, brochures, flyers, photo stories, photo essays, op-ed
2025	<u>Fisheries</u> <ul style="list-style-type: none"> Develop and disseminate communication materials on IUU fishing in the Coral Triangle region 	<ul style="list-style-type: none"> Publications, media release, fact sheets, brochures, flyers, photo stories, photo essays, op-ed
	<ul style="list-style-type: none"> Conduct information sharing and exchanges, for combating illegal marine wildlife trade with focus on the priority threatened species (marine mammals, sea turtles, sharks, and rays) 	<ul style="list-style-type: none"> CT Day, seminars, regional exchange
	<ul style="list-style-type: none"> Develop and disseminate key challenges in fisheries management to partners and collaborators 	<ul style="list-style-type: none"> Publications, fact sheets, brochures, flyers, photo stories, photo essays,
	<u>Good Governance</u> <ul style="list-style-type: none"> Develop and promote online Centre of Excellence Develop communication tool to improve the overall facilitation and management of CTI-CFF 	<ul style="list-style-type: none"> Publications, media release, fact sheets, brochures, flyers, photo stories, photo essays, op-ed
	<u>Regional Secretariat</u> <ul style="list-style-type: none"> Conduct survey/assessment to measure understanding and support of CTI-CFF initiatives 	<ul style="list-style-type: none"> Survey questionnaire, rapid assessment, interview, FGDs

PERIOD	PROJECT/ACTIVITY	COMMUNICATION TOOL/ CHANNEL
	<u>Climate-resilient communities/ Climate Change</u> <ul style="list-style-type: none"> • Promote the annual reports on exposure and vulnerability levels including projections on climate change • Promote the regional exchanges, training and learning events on CCA 	<ul style="list-style-type: none"> • Publications, media release, fact sheets, brochures, flyers, photo stories, photo essays, op-ed
2030	<u>Fisheries</u> <ul style="list-style-type: none"> • Assist in the preparation of and conduct promotional activities to disseminate regional action reports together with CTI-CFF Member Countries relating to Illegal, Unreported and Unregulated (IUU) fishing in the Coral Triangle countries. 	<ul style="list-style-type: none"> • Media interviews, publications, media release, fact sheets, brochures, flyers, photo stories, photo essays, op-ed
	<u>Risk-resilience and socio-economic conditions</u> <ul style="list-style-type: none"> • Assist in the preparation of and conduct promotional activities to disseminate high-level regional report on the food production • Compile, disseminate and promote country status report on food production • Disseminate and promote CTI-CFF report highlighting the improved 2020 baseline information on food security in the priority seascapes and Coral Triangle MPAs <u>COASTFISH</u> <ul style="list-style-type: none"> • Disseminate and promote study reports on developing resources and livelihoods in priority seascapes 	<ul style="list-style-type: none"> • Publications, media release, fact sheets, brochures, flyers, photo stories, photo essays, op-ed • Publications, media release, fact sheets, brochures, flyers, photo stories, photo essays, op-ed

PERIOD	PROJECT/ACTIVITY	COMMUNICATION TOOL/ CHANNEL
	<p>Marine tourism</p> <ul style="list-style-type: none"> Develop and promote sustainable marine tourism materials 	<ul style="list-style-type: none"> Publications, media release, fact sheets, brochures, flyers, photo stories, photo essays, op-ed
	<p><u>GESI</u></p> <ul style="list-style-type: none"> Promote policies/regulation/reports on GESI Develop a and promote documentation of successful initiatives involving men, women, youths, Persons with Disabilities (PwD) and different social groups showing increase in participation and decision-making, productivity, skills, income, gender and social inclusion and sustainability of coastal livelihoods Promote regional exchanges on GESI capacity building programs 	<ul style="list-style-type: none"> Publications, media release, fact sheets, brochures, flyers, photo stories, photo essays, op-ed, coffetable
	<p><u>Climate-Resilient Communities/Climate Change</u></p> <ul style="list-style-type: none"> Promote best practices relating to climate-resilient communities Upload on the CTI-CFF knowledge management system lessons learnt and develop communication materials that will promote these lessons learnt 	<ul style="list-style-type: none"> Publications, media release, fact sheets, brochures, flyers, photo stories, photo essays, op-ed CTI Website
	<p><u>CTI Regional Score card</u></p> <ul style="list-style-type: none"> Develop and promote communication materials highlighting the achievements of RPOA 2.0 Conduct survey/assessment of the impact of CTI-CFF initiatives 	<ul style="list-style-type: none"> Publications, media release, fact sheets, brochures, flyers, photo stories, photo essays, op-ed, coffee table Survey questionnaire, interview, FGD



www.sumakai.com

ANNEX 3 FINANCIAL STRATEGY



**CORAL TRIANGLE
INITIATIVE**
ON CORAL REEFS, FISHERIES
AND FOOD SECURITY



ANNEX 3

Regional Plan of Action (RPOA) 2.0

FINANCIAL STRATEGY

2021 - 2030



**CORAL TRIANGLE
INITIATIVE**
ON CORAL REEFS, FISHERIES
AND FOOD SECURITY



FINANCIAL STRATEGY FOR THE REGIONAL PLAN OF ACTION 2.0

**CORAL TRIANGLE INITIATIVE ON CORAL REEFS,
FISHERIES AND FOOD SECURITY**

2021-2030

CORAL TRIANGLE INITIATIVE ON CORAL REEFS, FISHERIES AND FOOD SECURITY

**REGIONAL SECRETARIAT
JL. A.A. MARAMIS KAYUWATU, KAIRAGI II
MANADO, NORTH SULAWESI 95254
INDONESIA**

CONTENTS

I. INTRODUCTION . & PURPOSE	137
II. STRATEGIC GOALS	137
III. GUIDING PRINCIPLES	138
IV. GENERAL APPROACH	139
V. RESOURCES	142
VI. MONITORING AND EVALUATION	144

I. INTRODUCTION & PURPOSE

The financial strategy for the Regional Plan of Action (RPOA2.0) is guided by the report and studies conducted by CTI Strategic Partners; review of the CTI-CFF RPOA 1.0 gathered through desktop research, interview and FGDs; insights from FRWG meetings and a two-day workshop on Financial Resource Strategy for RPOA 2.0 in 2019. Based on the information gathered from these various sources, it duly notes ‘the importance of the enabling conditions set by the political and administrative leadership in the CT countries is highly relevant when considering options to mobilize financial resources for the goal of the CTI-CFF. Building on the important achievements of the RPOA 1.0, particularly the frameworks established for the CTMPAs, EAFM, and referring to the conclusion in the series of CT6 meetings that the blue economy and blue growth will be the way forward to gain and retain financial support from in and outside of the CTI region for the RPOA priorities. Regional collaboration through the RPOA has shown to be successful when capacity development is considered and the high value of the CTI resources also continue to provide a high potential for the development of a trust fund seeded from a diverse and innovative number of finance solutions as long as the institution is proven to be effective, governance is strong and the value proposition of the CTI-CFF is clear.’¹

This financial strategy is intended to serve as a guide to accelerate financing of projects that will help further manage and protect the marine and coastal ecosystems within the Coral Triangle region. The financial strategy for RPOA 2.0 will also build on the partnership established with CTI Partners through the years to support projects based on shared goals and vision for the region. It will be used to ensure and promote sustainable financial mechanisms within CTI-CFF to carry out the activities identified in RPOA 2.0.

1 Workshop Report CTI-CFF Financial Resource Strategy, PT. Hatfield Indonesia, 2019

II. STRATEGIC GOALS

The overall goal is to develop and execute financial strategies, and other innovative financing mechanisms to increase financial self-reliance and ensure financial sustainability of CTI-CFF towards the attainment of the goals of RPOA 2.0. Specifically, the financial strategy aims to:

1. Bring together CTI-CFF Member Countries and diverse sectors to identify and implement regional development and investment priorities in a coherent manner to optimise available resources;
2. Increase access to financial resources to support the conservation and management of ecosystems, improve food security, sustainable fisheries and coastal livelihood of the CTI-CFF member countries
3. Strengthen partnerships and cooperation with funding institutions, donor agencies, and international non-government organizations to support innovative and sustainable projects at the regional and national levels

III. GUIDING PRINCIPLES

To ensure the sustainable flow of the funding needed to accomplish goals and targets of RPOA 2.0, the following components shall form part of all the programs, projects, and activities to be undertaken:

- Prepared, documented, and budgeted
- Presented to and negotiated with, appropriate sources of funding and approval by the CT6 Member Countries during official meetings (SOM and MM) at CTI-CFF.
- Monitored and accounted for transparency to all stakeholders.

All these components must all work together in a coordinated and systematic manner.

IV. GENERAL APPROACH

A. Context

The implementation of the RPOA 2.0 will be complex, encompassing:

- **Actions by national governments.**
Wide-ranging and inclusive actions by CTI-CFF Member Countries organized around over 2 goals, 3 objectives, 7 targets, 17 regional activities, 33 outcomes, 90 outputs, and national actions in each country.
- **Actions by other key stakeholders.**
Wide-ranging and inclusive actions by concerned government agencies in the areas of marine, fisheries, environment, science and technology, and universities. Further it will actions from local communities, non-governmental organizations, and private sector actors as well as profits and non-profit organizations.
- **Projects and funding programs.**
Implementation of mutually agreed upon projects and funding programs over the 10-year timeframe of the Plan of Action.
- **External funding support.**
Funding support from CTI Partners and other external funding institutions investing in the Plan of Action, is likely to be significant in size.

B. Elements of general approach to financial resources

Given the wide-ranging and highly complex context of the RPOA 2.0, a strong collaboration and a systematic approach to financial resource issues shall be carried out. At the broadest level, this will entail collaboration around two activities: (i) mobilization of funding; and (ii) enhanced “financial architecture” needed to structure and coordinate funding flows to effectively support priority activities and programs. Our general approach to collaboration in this area will cover the four major elements outlined below:

Element 1: Engagement with external funding institutions

- **Promote engagement with funding institutions.** CTI-CFF will continue and actively advance and strengthen engagement with a wide range of external funding institutions, donor, philanthropies, and private sector groups.

- **Strengthened and institutionalized donor coordination process.** CTI-CFF through the Regional Secretariat shall ensure a transparent and systematic coordination process with donors to maintain trust and credibility and ensure smooth and timely fund flow. CTI-CFF shall maintain regular and/or promote regular dialogue or communication on key issues related to funding mobilization, funding coordination, and financial architecture with donors partners.
- **CTI-CFF/Country-driven program, projects and activities funded by donors.** CTI-CFF shall ensure that donor funding programs are structured to meet the needs of CT countries in the context of implementing the Regional and National Plans of Action.

Element 2: Information and assessments

(Note : Indicator shown in the separate table)

- **Assess “big picture” funding needs, gaps and options.** Early in the implementation phase, CTI-CFF will prepare general estimates for total funding (and funding gaps) covering the entire RPOA 2.0, followed by more in-depth refinement of estimates over time. This will be combined with feasibility assessments of various funding options.
- **Assess finer-scale funding needs, gaps and options.** CTI-CFF would conduct finer-scale financial assessments of needs and gaps -- along with feasibility assessments of various funding options. These finer-scale assessments will be performed (i) at scales that are relevant to specific commitments in the Plan of Action (e.g., site, seascape, national); and (ii) on specific themes emphasized in the Plan of Action (e.g. marine protected area networks, ecosystem approach to fisheries management). Such finer-scale assessments may require development of detailed “business plans”.
- **Assess and manage information on funding.** CTI-CFF would strengthen its information management systems that will help to manage and track information on funding programs and funding flows for transparency and accountability.

Element 3: Mobilization of funding

- **Link funding directly to CTI Regional Plan of Action (RPOA) 2.0.** CTI-CFF’s collaborative efforts to mobilize funding will be organized around and linked directly to RPOA 2.0, with specific funding programs created to achieve its goals and objectives.
- **Mobilize total funding needed.** CTI-CFF shall take the necessary steps to mobilize the level of funding needed to achieve the goals and objectives in the CTI RPOA 2.0.
CTI-CFF has set in place a mechanism to ensure transparent, smooth, and timely coordination for donor/partner support as shows in Project Preparation Flowchart Figure 1.
- **Emphasize contributions and alignment with agreed global, CTI-CFF regional goals, objectives and Regional activities.** CTI-CFF assesses and communicates the contributions of marine and coastal resources to contribute to the achievement of global and regional goals and objectives, and to be discussed with external funders.
- **Mobilize domestic and international funding.** CTI-CFF in coordination with its NCCs shall mobilize large-scale domestic and international funding.
- **Achieve a solid diversification of funding sources.** CTI-CFF shall actively mobilize funding through a diverse array of sources, including: national budget allocations, trust funds, tourism based fees, blue bonds, grants and loans by international funding institutions, and private sector sources.
- **Promote sustainable funding.** CTI-CFF shall put in place sustainable finance mechanisms designed to provide a significant portion of the reliable, long-term funding needed (e.g. trust

funds, tourism fees, fishery license fees).

- **Joint efforts to mobilize external funding.** CTI-CFF shall undertake joint efforts to mobilize support by external funding institutions for those targets in the RPOA 2.0 where such joint efforts are needed.

Element 4: Financial Ecosystem - financial mechanisms and fund distribution

The CTI Financial Ecosystem has three main level of participants:¹

- Donors
- Intermediaries
- Implementers

CTI financial ecosystem describes the international funders followed by intermediaries, nationals, and local entities which implement the activities at in-site level.

The discussions between CTI-CFF Regional Conservation Trust fund Technical Committee facilitated by Wildlife Conservation Society (WCS) and Conservation Finance Alliance (CFA) and the Regional Secretariat emphasize the issue of financing the activities through trust fund mechanism as stated in RPOA 2.0. CTI-CFF emphasized the need for financing the activities through trust fund mechanism as stated in RPOA 2.0. This trust fund mechanism includes donors from various sectors whereas intermediaries in this case is to bridge the donors and CTI-CFF. Implementers are at the national levels/NCCs. The main role of the Trust Fund is to facilitate and to coordinate the flow of trust fund from donors, intermediaries and implementers.

At the national level, CTI-CFF appreciates the model of the Caribbean Conservation Initiatives/ CCI, Caribbean Biodiversity Fund as reference for the financial strategy through trust fund. At the national level, each NCC must set up its own national trust fund.

C. Business Planning

Between 2020-2023 a feasibility assessment of innovative sustainable financial measures is prepared and distributed, building on existing initiatives, programs and studies, to aid CT6 members and partners. (RPOA 2.0 output A1.2.1.a).

This financial strategy support the activities as :

- Support and/or strengthen regional and national conservation and management actions of coastal and marine ecosystems (coral reefs, mangroves, and seagrass beds) in the Priority Seascapes and CTMPAS through strategic partnerships (RPOA 2.0 activity A1.1)
- Develop and execute sustainable finance strategies, and other innovative financing models, to increase financial self-reliance, for the management of the coastal and marine ecosystems in Priority Seascapes and CTMPAS (RPOA 2.0 activity A1.2)
- Mainstream Ecosystem based adaptation and mitigation approaches for CT6 members and partners under the CTI-CFF framework (RPOA 2.0 activity A1.3)
- Develop and implement strategies and initiatives for addressing waste management and marine pollution in the Coral Triangle region (RPOA 2.0 activity A2.1)
- Implement the COASTFISH regional framework for sustainable coastal fisheries and poverty reduction initiatives in achieving food security and improving coastal livelihoods (RPOA 2.0 activity B1.1)

1 Towards a Comprehensive Financial Architecture for the Coral Triangle Initiative, 30 March 2015

V. RESOURCES

A. CTI-CFF Member Countries Contributions

To maximize the annual contribution of CTI-CFF member countries, commitment and support from government leaders need to be strategically formulated. Country contribution need to be continued at the minimum level to support administrative/operations of the Regional Secretariat.

B. Partners

The support and cooperation from CTI Partners have helped realize and attain the goals of CTI-CFF through the years. They will play a significant role in carrying out the programs, projects, and activities of CTI-CFF. Partners/Donors may be:

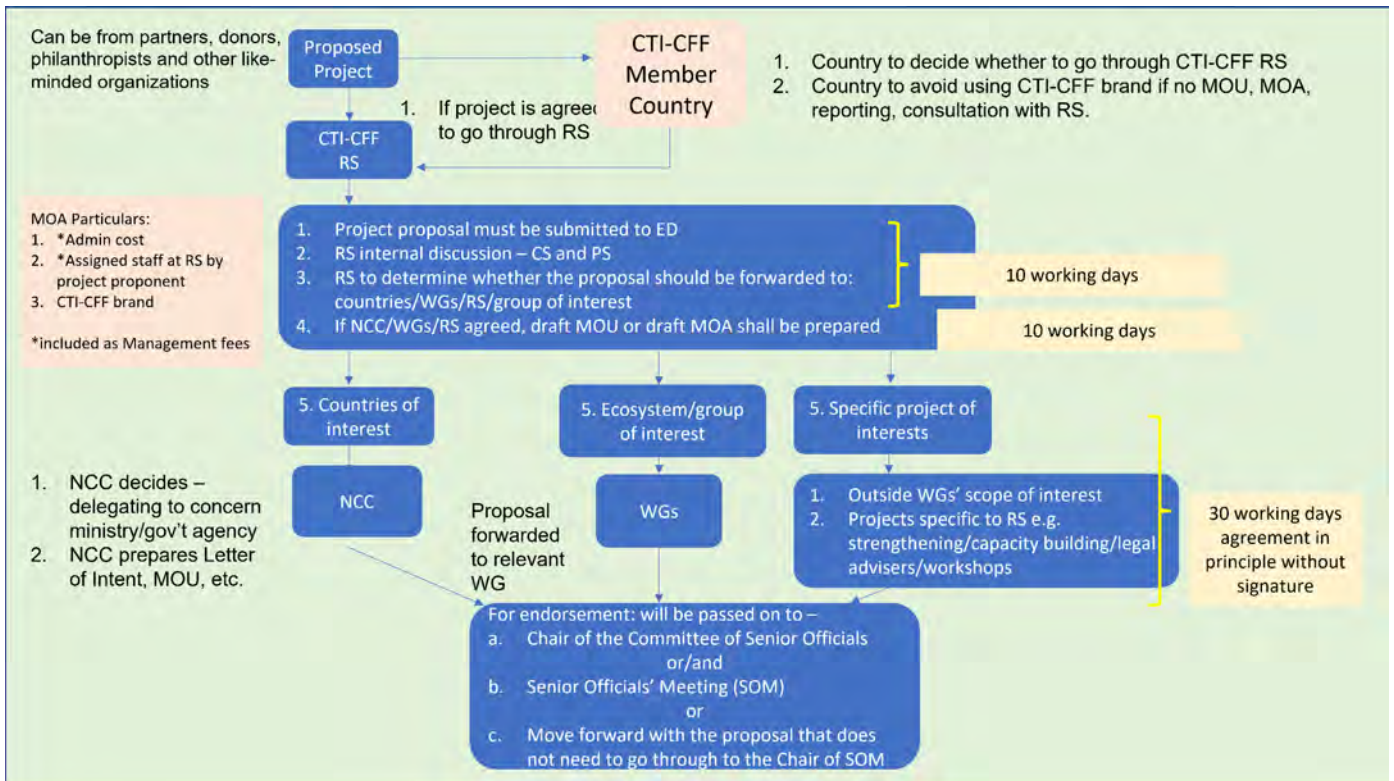
- Multilateral Donors
- Bilateral Donors
- Private Donors

CTI-CFF has set in place a mechanism to ensure transparent, smooth, and timely coordination for donor/partner support as shown in the illustration (Figure 1, next page).

C. Regional Conservation Trust Fund

Considering that the CT6 country membership is the most “sustainable” source of funding for the CTI-CFF at the moment, it is important to consider that the fees combined are not sufficient to support more than the basic operations of the CTI-CFF and some programs. Therefore, a dedicated regional umbrella funding mechanism to support activities is a key part of the financial architecture. The Regional Conservation Trust Fund as a mechanism to capture finance mobilized from various solutions, would be a good option to consider for the financial needs related to implementing priority regional actions from the RPOA 2.0 and priority national level actions from the NPOAs that align most directly to the goals of the CTI-CFF.

Figure 1. Project Preparation Flowchart



VI. MONITORING AND EVALUATION

All the indicators related to long-term and diverse finance mechanisms would be considered in the M&E plan framework and the progress will be tracked for those indicators. The regular financial monitoring is an integral part in monitoring the projects, focusing on any changes in the context that may have significant implications for the financial strategy and implementation of the activities. Operations and Technical staff would provide key information related to finance to the Senior Management during team meetings to help them analyze and make strategic decisions accordingly.

Accountability would be a key component for CTI-CFF to collaborate and communicate with the CT6 countries as well as NCC, TWG, MEWG and Regional Secretariat, which intend to support.

- By 2030, at least 3 new significant and strategic regional/international partnerships and at least 2 new partnerships are implemented in each of the CT countries with clear and measurable goals for improving the status of coastal and marine ecosystems (coral reefs, mangroves, and seagrass beds) in the Priority Seascapes and CTMPAS (Output A1.1.1.b)

Output Indicator:

increase amount of funding from Partners as a proportion of Program Services budget, by 2030.

- By 2023 at least 2 innovative financial options are initiated by the RS with CT6 countries and partners, building on existing initiatives where appropriate (Output A1.2.1.b)

Output Indicator:

- √ # Of innovative financial options are initiated by the RS with CT6 countries and partners, building on existing initiatives where appropriate, by 2023
- √ Amount of funding received for innovative financial options, initiated by the RS with CT6 countries and partners, building on existing initiatives where appropriate, by 2023.

- By 2028, at least 4 innovative financial options are fully operational within the CT Region (Output A1.2.1.c)

Output Indicator:

- √ # Of innovative financial options are fully operational within the CT Region, by 2028
- √ Amount of funding received for the innovative financial options, which are fully operational within the CT Region, by 2028

- By 2030, at least 10% of the management costs of the Coral Triangle Marine Protected Areas (CT-MPAs) of level 3 and 4 of CTMPAS are, in general, sustainably supported by innovative and sustainable financing options.

Output Indicator:

Amount of the management costs of the Coral Triangle Marine Protected Areas (CT-MPAs) of level 3 and 4 of CTMPAS are, in general, sustainably supported by innovative and sustainable financing options, by 2030

- Regional ecosystem-based adaptation and mitigation initiatives are actively pursued and promoted to improve protection of key coastal and marine ecosystems in the Coral Triangle region (Outcome A1.3.1)

Output Indicator:

Amount of funding allocated for regional ecosystem-based adaptation and mitigation initiatives to improve protection of key coastal and marine ecosystems in the Coral Triangle region

- By 2030, at least 10 regional/national projects and joint collaborations including regional campaigns are established and implemented (e.g., marine waste management by Maritime Local Government Networks/LGN)

Output Indicator:

√ # Of regional/national projects and joint collaborations are established and implemented on marine pollution (e.g. marine waste management by maritime Local Government Network), by 2030.

√ Amount of funding committed by CT6 member countries and partners for regional/national projects and joint collaborations including regional campaigns, by 2030

- By 2025, at least 2 collaborations/partnerships are mobilized to support the implementation of COASTFISH regional framework at both regional and national levels (Output B1.1.1.b)

Output Indicator:

Amount of resources committed by CT6 member countries and partners to support the implementation of COASTFISH regional framework at both regional and national levels, by 2025

- By 2030, the levels of adaptive capacity of CT6 coastal communities and local governments are strengthened through increased awareness/education/training on climate change impacts, implementation of community-resilient and adaptation programs and provision of climate-financing support

Output Indicator:

Amount of climate-financing/investments for coastal communities by the partners to strengthen levels of adaptive capacity of CT6 coastal communities and local governments, by 2030.

ANNEX 4

MAPS OF CORAL TRIANGLE



**CORAL TRIANGLE
INITIATIVE**
ON CORAL REEFS, FISHERIES
AND FOOD SECURITY



ANNEX 4

MAPS OF THE CORAL TRIANGLE

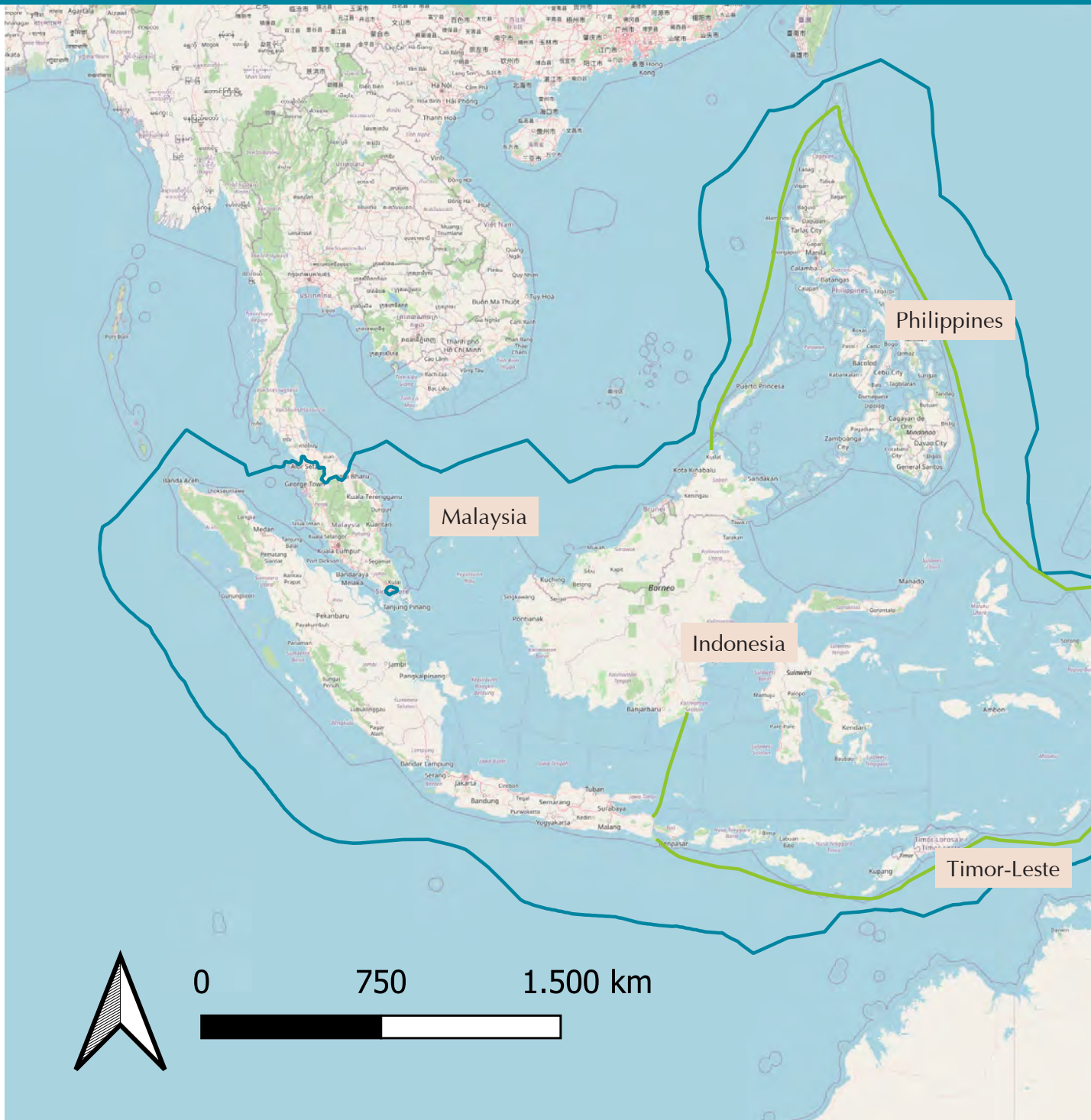
REGIONAL PLAN OF ACTION 2.0 CORAL TRIANGLE INITIATIVE ON CORAL REEFS, FISHERIES AND FOOD SECURITY

2021-2030

CORAL TRIANGLE INITIATIVE ON CORAL REEFS, FISHERIES AND FOOD SECURITY

**REGIONAL SECRETARIAT
JL. A.A. MARAMIS KAYUWATU, KAIRAGI II
MANADO, NORTH SULAWESI 95254
INDONESIA**

Coral Triangle Scientific Boundary

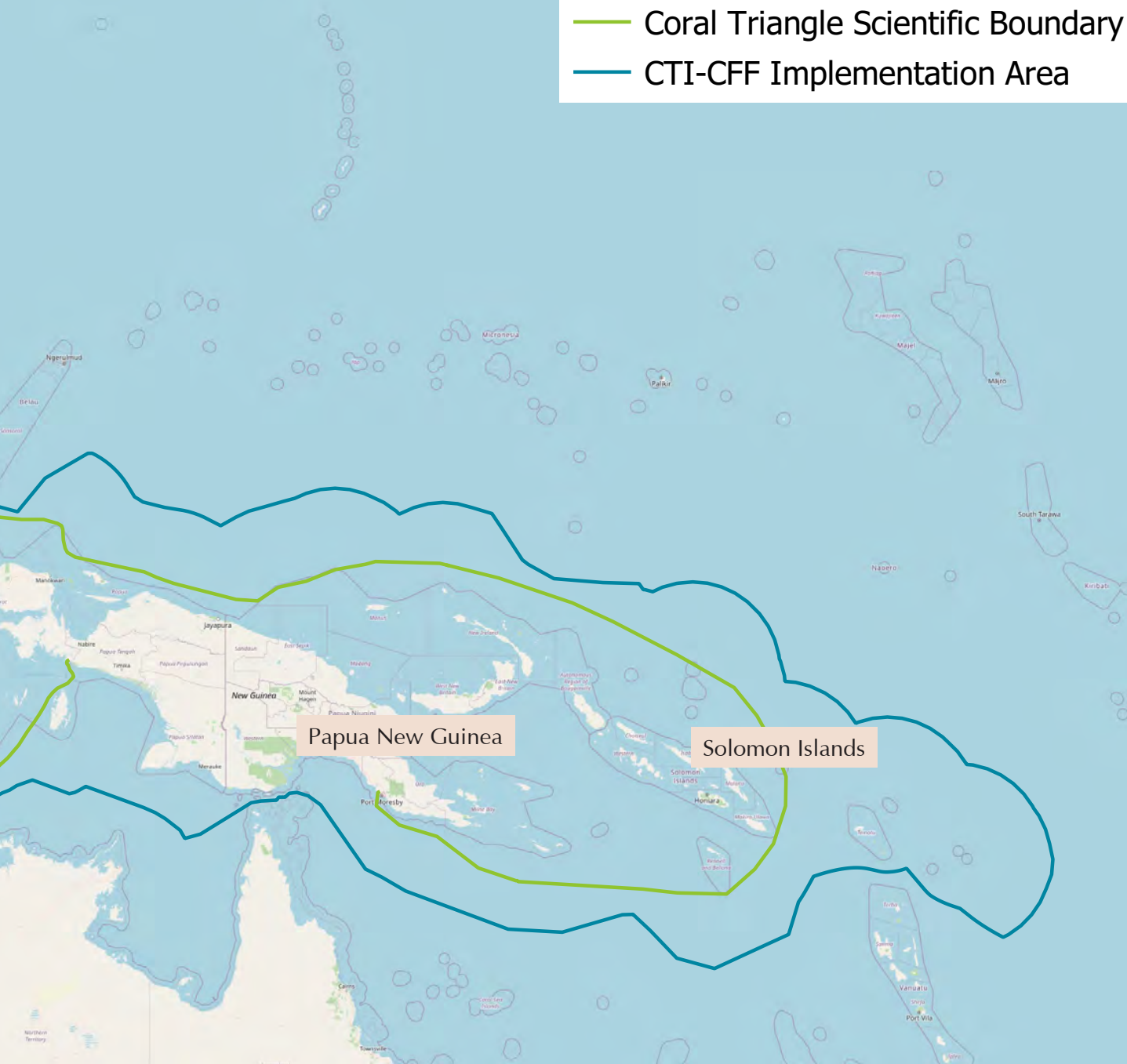


**CORAL TRIANGLE
INITIATIVE**
ON CORAL REEFS, FISHERIES
AND FOOD SECURITY



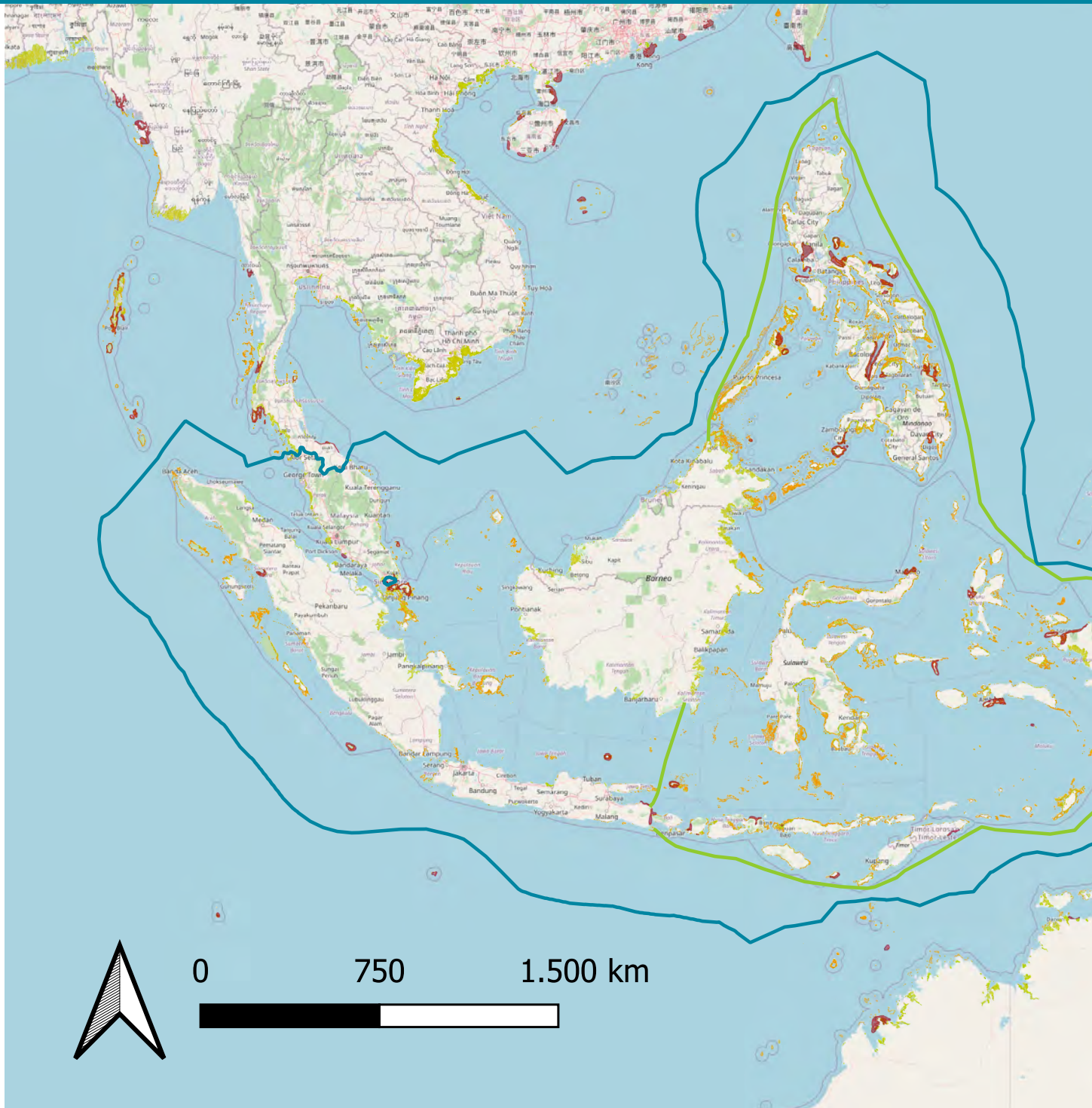
and CTI-CFF Implementation Area

- Coral Triangle Scientific Boundary
- CTI-CFF Implementation Area



Source: CT Atlas, 25 November 2022

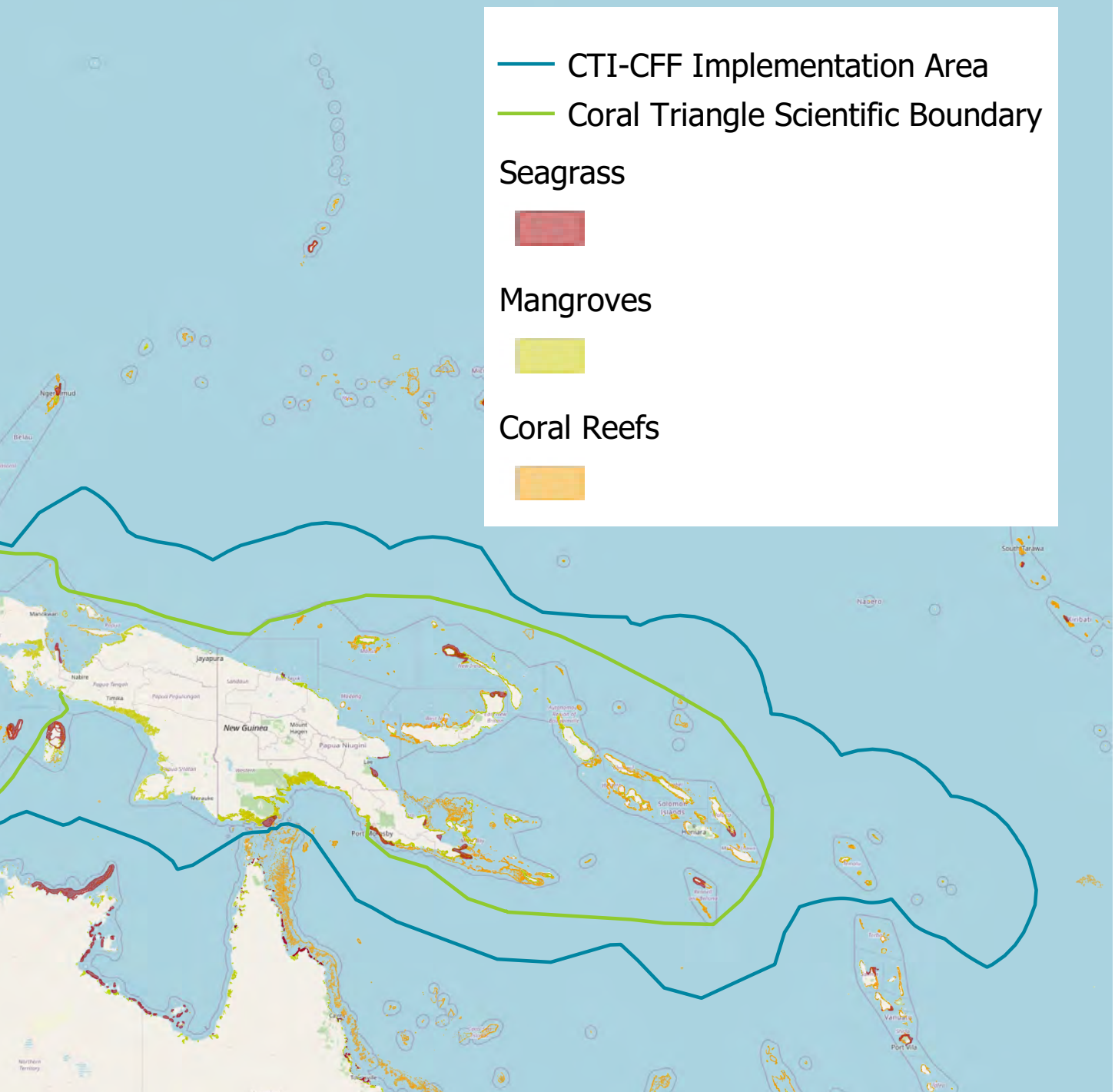
Coral Triangle of Coral Reefs, Mangroves



**CORAL TRIANGLE
INITIATIVE**
ON CORAL REEFS, FISHERIES
AND FOOD SECURITY

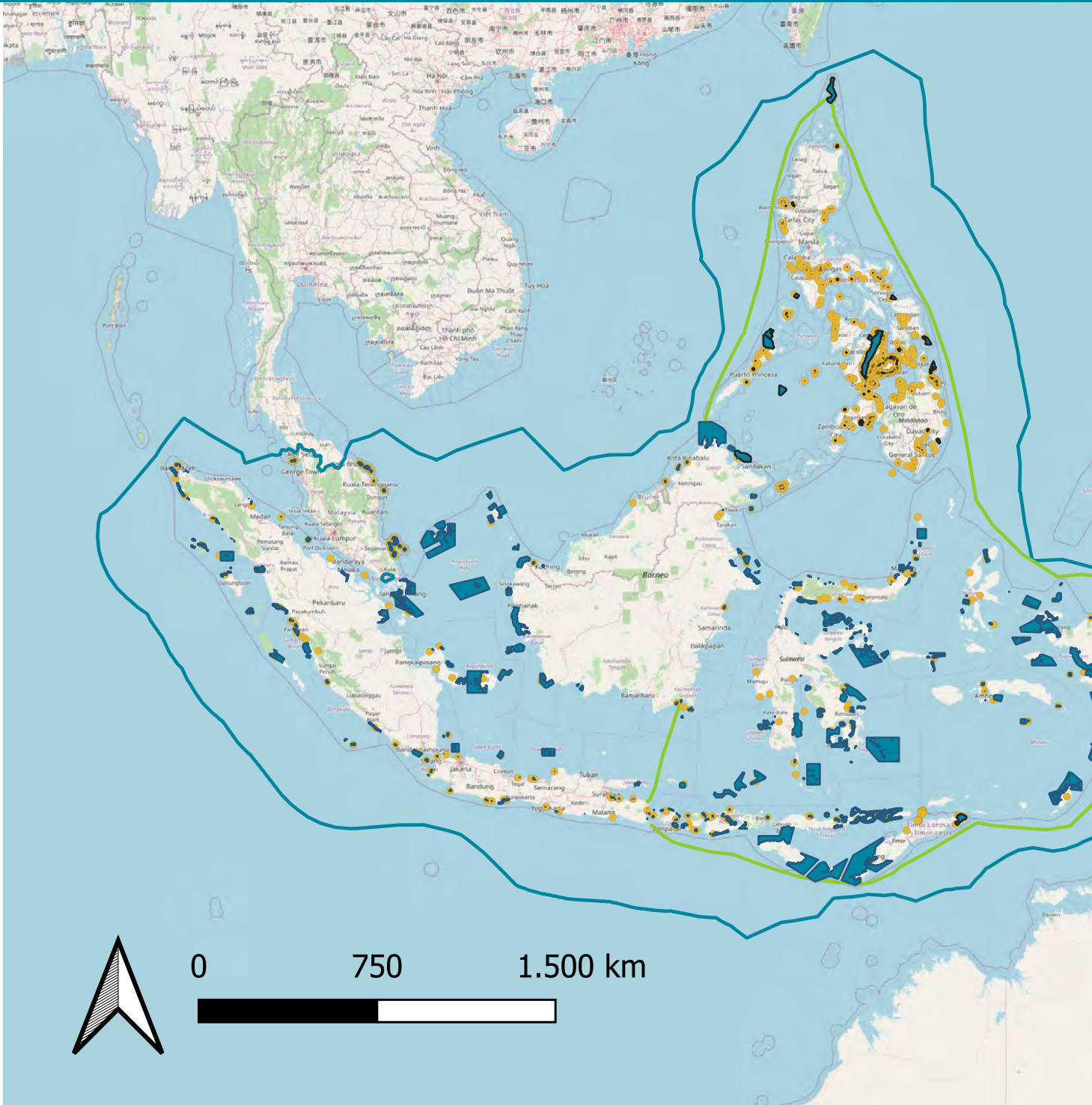


Angle Map oves and Seagrass Beds



Source: CT Atlas, 25 November 2022

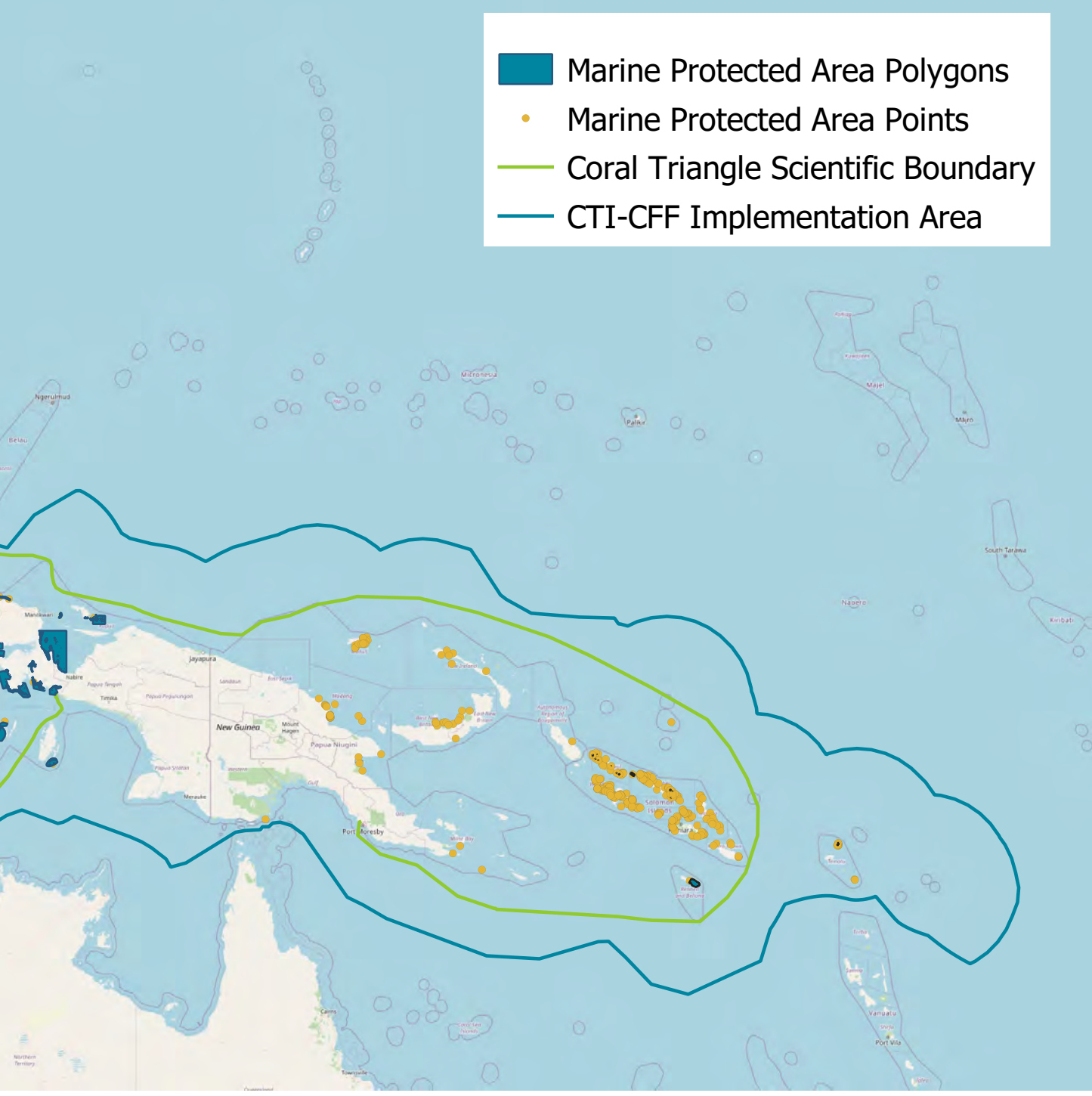
CTI-CFF Marine



**CORAL TRIANGLE
INITIATIVE**
ON CORAL REEFS, FISHERIES
AND FOOD SECURITY

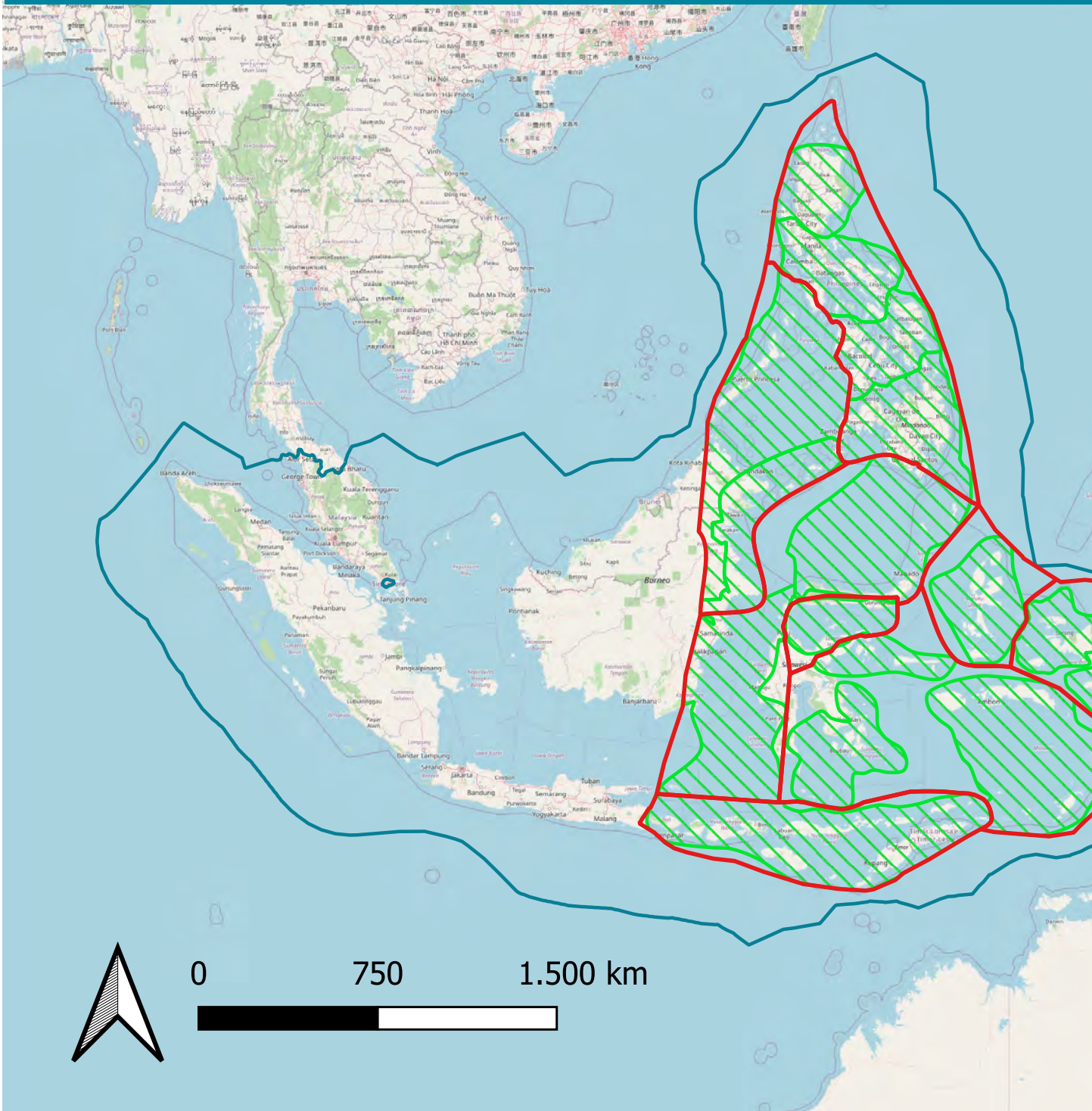


Protected Areas



Source: CT Atlas, 25 November 2022

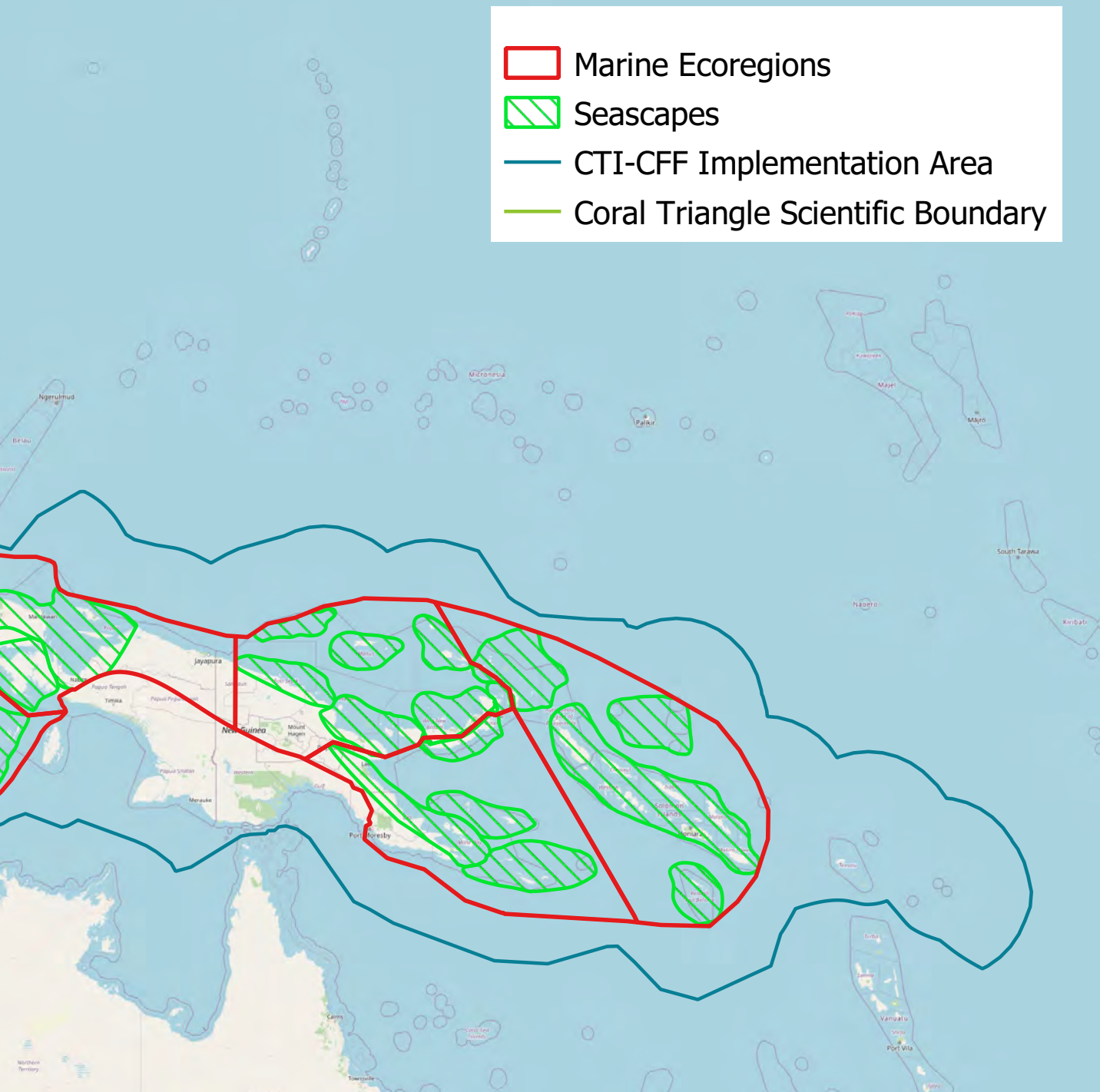
Coral Triangle Seascape



**CORAL TRIANGLE
INITIATIVE**
ON CORAL REEFS, FISHERIES
AND FOOD SECURITY

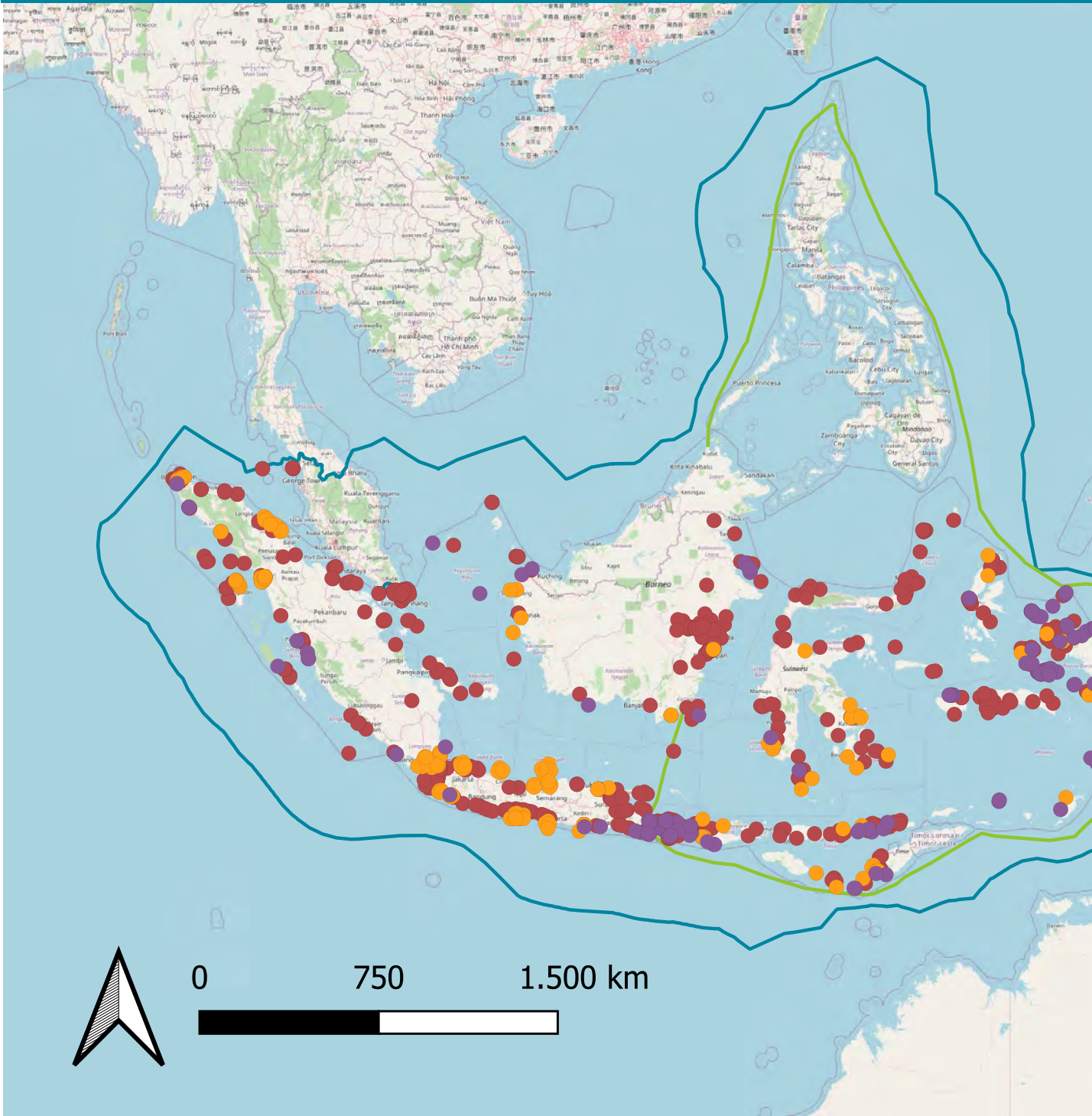


s and Marine Ecoregions



Source: CT Atlas, 25 November 2022

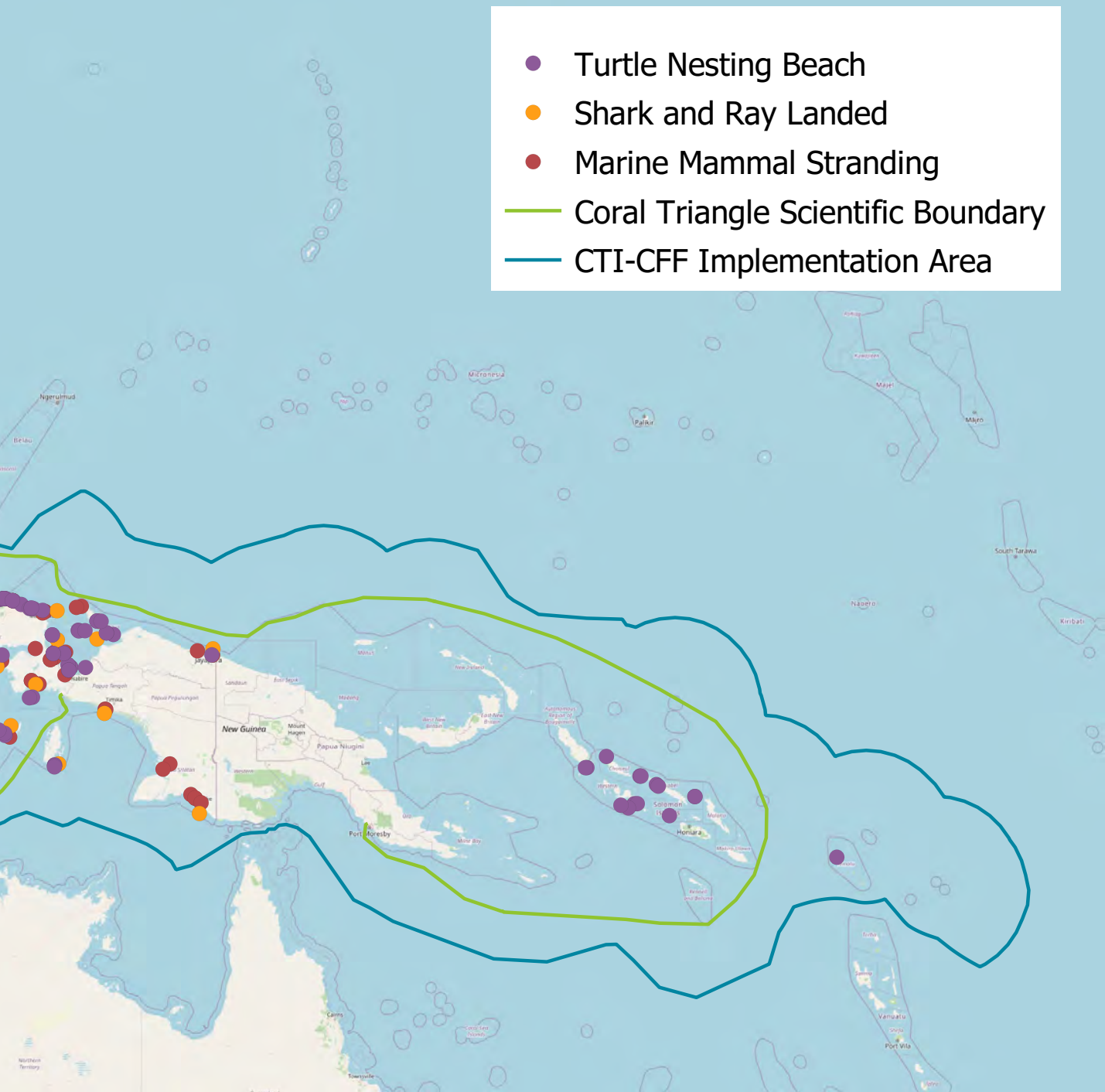
Coral Triangle Threats (Mammals Stranding, Sharks and Rays)



**CORAL TRIANGLE
INITIATIVE**
ON CORAL REEFS, FISHERIES
AND FOOD SECURITY



Threatened Species (Landing Sites, Turtle Nesting Beaches)



Source: CT Atlas, 25 November 2022







**CORAL TRIANGLE
INITIATIVE**
ON CORAL REEFS, FISHERIES
AND FOOD SECURITY



Regional Plan of Action (RPOA) 2.0

Coral Triangle Initiative on Coral Reefs, Fisheries, and Food Security (CTI-CFF)

The CTI-CFF is a multilateral partnership of six countries working together to sustain extraordinary marine and coastal resources by addressing crucial issues such as food security, climate change and marine biodiversity.

CTI-CFF adopted the CTI Regional Plan of Action (RPOA) 2.0 for 2021-2030, which is a strategic action plan with two main goals: (1) By 2025, coastal communities and coastal and marine ecosystems are enabled to cope with the impacts of climate change, natural and anthropogenic threats, in the Coral Triangle region, due to measurable increased regional collaboration between the CT6 and our partners, for the implementation of the RPOA 2.0 facilitated through a strong and effective CTI-CFF; and (2) By 2030, coastal communities and coastal and marine ecosystems in the CT region are more resilient/able to adapt to impacts of climate change, natural and anthropogenic threats, by improving food security, sustainable fisheries and coastal livelihoods.

coraltriangleinitiative.org



Coral Triangle Initiative



@cticff



@cticff